



PRODUCT  
CATALOGUE 2017

# Rastinkar Hydraulic

Rastinkar's range of fluid power products is developed from a hydraulic - based spectrum. The additional demand for other hoses and accessories has lead to a wide-ranging mix today which also caters to the industrial rubber and pneumatic hoses, fittings & accessories.

Today Rastinkar has abroad experience and ongoing involvement in fluid power applications across a diverse sector of industries including Oilfield, Marine, Mining, Manufacturing, Construction and Transportation.

With a history dating back to 1965, specialized in hydraulic hose fittings & adapters for both OEM and General Marketing Business sector.

Complete selection of fittings & adapters designed and tested as a system to work with some of the major hose brands affiliate in the market.



# Contents

## HYDRAULIC HOSE FITTINGS



Ferrules	4
Metric connections	7
DIN standard connections	8
BSP standard connections	11
American standard connections JIC 37°	13
Japanese standard connections (JIS B8363)	16
American Standard Connector ORFS	18
American Standard Connections NPTF-NPSN	19
American Standard Connector SAE	19
Accessories	21
Flanges	22

## ADAPTORS AND TUBE FITTINGS

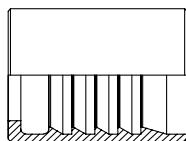


DIN 2353 Bite Type	25
BSP	46
JIC	63
ORFS	75
Metric	81
NPT	86
SAE Flanges	91

# HYDRAULIC HOSE FITTINGS - Ferrules

## 11

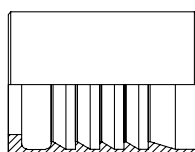
SAE 100 R1AT / EN 853 1SN NO SKIVE



Part No.		Hose Bore	
		DN	Dash
1103	-	5	03
1104	-	6	04
1105	-	8	05
1106	-	10	06
1108	-	12	08
1110	-	16	10
1112	-	20	12
1116	-	25	16
1120	-	32	20
1124	-	40	24
1132	-	50	32

## 21

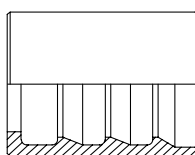
SAE 100 R2AT / EN 853 2SN NO SKIVE



Part No.		Hose Bore	
		DN	Dash
2103	-	5	03
2104	-	6	04
2105	-	8	05
2106	-	10	06
2108	-	12	08
2110	-	16	10
2112	-	20	12
2116	-	25	16
2120	-	32	20
2124	-	40	24
2132	-	50	32

## 10

SAE 100 R1AT / EN 853 1SN SKIVE

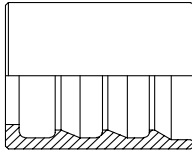


Part No.		Hose Bore	
		DN	Dash
1002	-	4	02
1004	-	6	04
1005	-	8	05
1006	-	10	06
1008	-	12	08
1010	-	16	10
1012	-	20	12
1016	-	25	16
1020	-	32	20
1024	-	40	24
1032	-	50	32

# HYDRAULIC HOSE FITTINGS - Ferrules

## 20

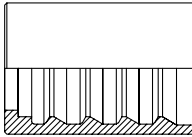
SAE 100R2AT/ EN 853 2SN SKIVE



Part No.		Hose Bore	
		DN	Dash
2002	-	4	02
2004	-	6	04
2005	-	8	05
2006	-	10	06
2008	-	12	08
2010	-	16	10
2012	-	20	12
2016	-	25	16
2020	-	32	20
2024	-	40	24
2032	-	50	32

## 40

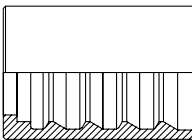
R9A/R9R, 4SP,4SH, R12 HOSE SKIVE



Part No.		Hose Bore	
		DN	Dash
4006	-	10	06
4008	-	12	08
4010	-	16	10
4012	-	20	12
4016	-	25	16
4020	-	32	20
4024	-	40	24
4032	-	50	32

## 41

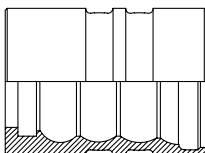
DIN 20023 4SH, R12 SKIVE



Part No.		Hose Bore	
		DN	Dash
4120	-	32	20
4124	-	40	24
4132	-	50	32

## 45

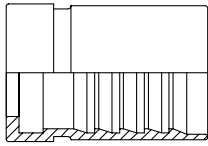
R9A/R9R, 4SP,4SH, R12 HOSE SKIVE



Part No.		Hose Bore	
		DN	Dash
4508	-	12	08
4512	-	20	12
4516	-	25	16
4520	-	32	20
4524	-	40	24
4532	-	50	32

61

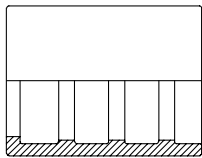
INTERLOCK R13 DOUBLE SKIVE



Part No.		Hose Bore	
		DN	Dash
6120	-	32	20
6124	-	40	24
6132	-	50	32

18

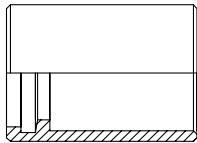
SAE 100 R7/R8 HOSE



Part No.		Hose Bore	
		DN	Dash
1803	-	5	03
1804	-	6	04
1805	-	8	05
1806	-	10	06
1808	-	12	08
1810	-	16	10
1812	-	20	12
1816	-	25	16

TF

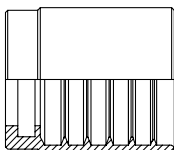
TEFLON HOSE



Part No.		Hose Bore	
		DN	Dash
TF04	-	6	04
TF05	-	8	05
TF06	-	10	06
TF08	-	12	08
TF10	-	16	10
TF12	-	20	12

331

1SN/2SN HOSE NO SKIVE

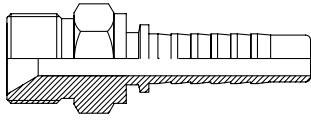


Part No.		Hose Bore	
		DN	Dash
33104	-	6	04
33106	-	10	06
33108	-	12	08
33110	-	16	10
33112	-	20	12
33116	-	25	16
33120	-	32	20
33124	-	40	24
33132	-	50	32

# HYDRAULIC HOSE FITTINGS - Metric Connections

## 06

METRIC MALE 60° CONE WITH BONDED SEAL DIN 3863

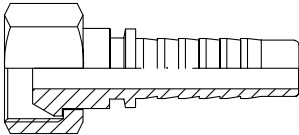


Part No.	Thread E	Hose Bore	
		DN	Dash
061404	M14X1.5	6	04
061605	M16X1.5	8	05
061806	M18X1.5	10	06
062208	M22X1.5	12	08
062410	M24X1.5	16	10
062710	M27X1.5	16	10
063012	M30X1.5	20	12
063316	M33X2	25	16
064220	M42X2	32	20
064520	M45X2	32	20
065224	M52X2	40	24

\* Available for spiral hose

## 306

METRIC FEMALE 60° CONE DIN 3863/20078

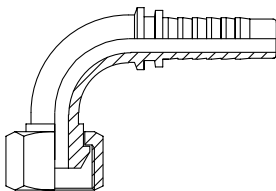


Part No.	Thread E	Hose Bore	
		DN	Dash
3061404	M14X1.5	6	04
3061605	M16X1.5	8	05
3061806	M18X1.5	10	06
3062208	M22X1.5	12	08
3062710	M27X1.5	16	10
3063012	M30X1.5	20	12
3063916	M39X1.5	25	16
3064520	M45X1.5	32	20
3065224	M52X1.5	50	24
3066432	M64X1.5	40	32

\* Available for spiral hose

## 306-9

METRIC FEMALE 60° CONE 90° ELBOW DIN 3863/20078



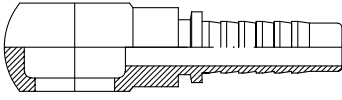
Part No.	Thread E	Hose Bore	
		DN	Dash
30614049	M14X1.5	6	04
30616059	M16X1.5	8	05
30618069	M18X1.5	10	06
30622089	M22X1.5	12	08
30627109	M27X1.5	16	10
30630129	M30X1.5	20	12
30639169	M39X1.5	25	16
30645209	M45X1.5	32	20
30652249	M52X1.5	40	24
30664329	M64X1.5	50	32

\* Available for spiral hose

## HYDRAULIC HOSE FITTINGS - Metric Connections

### 700

#### METRIC BANJO DIN 7622

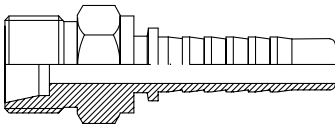


Part No.	Ø	Hose Bore	
		DN	Dash
7001004	M10x1	6	04
7001204	M12x1.5	6	04
7001206	M12x1.5	10	06
7001404	M14X1.5	6	04
7001406	M14X1.5	10	06
7001506	M15X1.5	10	06
7001508	M15X1.5	12	08
7001604	M16X1.5	6	04
7001605	M16X1.5	8	05
7001606	M16X1.5	10	06
7001806	M18X1.5	12	06
7002006	M20X1.5	10	06
7002008	M20X1.5	12	08

## HYDRAULIC HOSE FITTINGS - DIN standard connections

### 04

#### METRIC MALE 24° CONE L/S DIN 2006 - ISO 12151-2



Part No.	Thread E	Hose Bore		Tube O.D.
		DN	Dash	
041204	M12X1.5	6	04	6
041404	M14X1.5	6	04	8
0416S04	M16X1.5	6	04	8
041605	M16X1.5	8	05	10
0418S04	M18X1.5	6	04	10
041806	M18X1.5	10	06	12
0420S05	M20X1.5	8	05	12
0420S06	M20X1.5	10	06	12
042208	M22X1.5	12	08	15
0424S08	M24X1.5	12	08	16
042610	M26X1.5	16	10	18
0430S10	M30X2	16	10	20
043012	M30X2	20	12	22
0430S12	M30X2	20	12	20
043616	M36X2	25	16	28
0436S16	M36X2	25	16	25
0442S20	M42X2	32	20	30
044520	M45X2	32	20	35
045224	M52X2	40	24	42
0452S24	M52X2	40	24	38

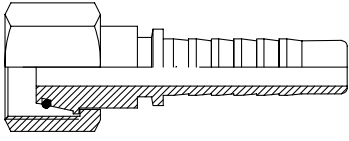
\* Available for spiral hose



# HYDRAULIC HOSE FITTINGS - DIN standard connections

## 304

METRIC FEMALE 45° CONE O-RING SEAL L/S  
DIN 20066 - ISO 12151 - 2

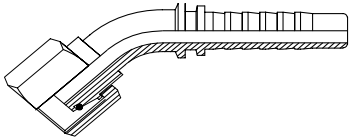


Part No.	Thread E	Hose Bore		Tube O.D.
		DN	Dash	
3041404	M14X1.5	6	04	8
30414S04	M14X1.5	6	04	6
30416S04	M16X1.5	6	04	8
3041605	M16X1.5	8	05	10
30418S04	M18X1.5	6	04	10
30418S05	M18X1.5	8	05	10
3041806	M18X1.5	10	06	12
30420S06	M20X1.5	10	06	12
30422S06	M22X1.5	10	06	14
3042208	M22X1.5	12	08	15
30424S08	M24X1.5	12	08	16
3042610	M26X1.5	16	10	18
30430S10	M30X2	16	10	20
3043012	M30X2	20	12	22
30430S12	M30X2	20	12	20
3043616	M36X2	25	16	28
30436S16	M36X2	25	16	25
30442S16	M42X2	25	16	30
3044520	M45X2	32	20	35
30452S20	M52X2	32	20	38
3045224	M52X2	40	24	42
30452S24	M52X2	40	24	38

\* Available for spiral hose

## 304-4

METRIC FEMALE 24° CONE O-RING SEAL L/S  
45° ELBOW DIN 20066 - ISO 12151 - 2



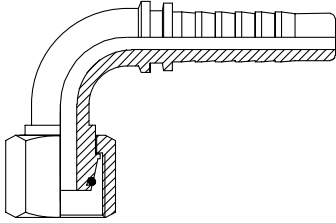
Part No.	Thread E	Hose Bore		Tube O.D.
		DN	Dash	
30414044	M14X1.5	6	04	8
30416054	M16X1.5	8	05	10
30418S044	M18X1.5	6	04	10
30418064	M18X1.5	10	06	12
30420S054	M20X1.5	8	05	12
30422S064	M22X1.5	10	06	14
30422084	M22X1.5	12	08	15
30424S084	M24X1.5	12	08	16
30426104	M26X1.5	16	10	18
30430S104	M30X2	16	10	20
30430124	M30X2	20	12	22
30436124	M36X2	20	12	25
30436144	M36X2	22	14	28
30436164	M36X2	25	16	28
30442S164	M42X2	25	16	30
30445204	M45X2	32	20	35
30452S204	M52X2	32	20	38
30452244	M52X2	40	24	42
30452S244	M52X2	40	24	38

\* Available for spiral hose

# HYDRAULIC HOSE FITTINGS - DIN standard connections

## 304-9

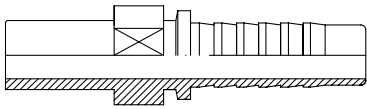
METRIC FEMALE 24° CONE L.T. WITH O-RING  
90° ELBOW DIN 20066 - ISO 12151 - 2



Part No.	Thread E	Hose Bore		Tube O.D.
		DN	Dash	
30414049	M14X1.5	6	04	8
30416059	M16X1.5	8	05	10
30418S049	M18X1.5	6	04	10
30418069	M18X1.5	10	06	12
30422S069	M22X1.5	10	06	14
30422089	M22X1.5	12	08	15
30424S089	M24X1.5	12	08	16
30426109	M26X1.5	16	10	18
30430S109	M30X2	16	10	20
30430129	M30X2	20	12	22
30436S129	M36X2	20	12	25
30436169	M36X2	25	16	28
30442S169	M42X2	25	16	30
30445209	M45X2	32	20	35
30452S209	M52X2	32	20	38
30452S249	M52X2	40	24	38

## 510

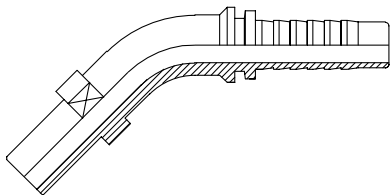
METRIC STANDPIPE  
DIN 2353 - ISO 8434 - 1



Part No.	Tube	Hose Bore	
		DN	Dash
5100603	6	5	03
5100604	6	6	04
5100804	8	6	04
5100805	8	8	05
5100806	8	10	06
5101004	10	6	04
5101005	10	8	05
5101006	10	10	06
5101206	12	10	06
5101208	12	12	08
5101406	14	10	06
5101408	14	12	08
5101508	15	12	08
5101608	16	12	08

## 510-4

METRIC STANDPIPE 45° ELBOW  
DIN 2353 - ISO 8434 - 1

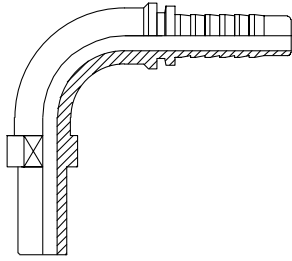


Part No.	Tube	Hose Bore	
		DN	Dash
51006044	6	6	04
51008044	8	6	04
51008054	8	8	05
51008064	8	10	06
51010044	10	6	04
51010054	10	8	05
51010064	10	10	06
51012044	12	6	04
51012054	12	8	05
51012064	12	10	06
51012084	12	12	08
51014064	14	10	06
51014084	14	12	08
51014124	14	20	12

## HYDRAULIC HOSE FITTINGS - DIN standard connections

### 510-9

METRIC STANDPIPE 90° ELBOW  
DIN 2353 - ISO 8434 - 1

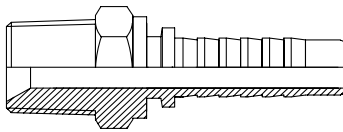


Part No.	Tube	Hose Bore	
		DN	Dash
51006049	6	6	04
51008049	8	6	04
51008059	8	8	05
51008069	8	10	06
51010049	10	6	04
51010059	10	8	05
51010069	10	10	06
51012049	12	6	04
51012059	12	8	05
51012069	12	10	06
51012089	12	12	08
51014069	14	10	06
51014089	14	12	08
51014129	14	20	12

## HYDRAULIC HOSE FITTINGS - BSP standard connections

### 30

BSPT MALE 60° CONE

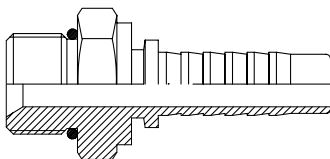


Part No.	Thread	Hose Bore	
		DN	Dash
300204	R1/8"X28	6	04
3004	R1/4"X19	6	04
300604	R3/8"X19	6	04
300605	R3/8"X19	8	05
3006	R3/8"X19	10	06
300806	R1/2"X14	10	06
3008	R1/2"X14	12	08
3012	R3/4"X14	20	12
3016	R1"X11	25	16
3020	R1 1/4"X11	32	20
302420	R1 1/2"X11	32	20
3024	R1 1/2"X11	40	24
3032	R2"X11	50	32

\* Available for spiral hose

### 26

BSP MALE 60° CONE  
BS 5200 - ISO 12151 - 6



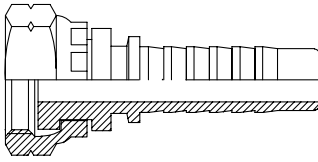
Part No.	Thread	Hose Bore	
		DN	Dash
2602	G1/8"X28	4	02
260204	G1/8"X19	6	04
2604	G1/4"X19	4	04
260406	G1/4"X14	10	06
260604	G3/8"X14	6	04
260605	G3/8"X14	8	05
2606	G3/8"X14	10	06
260608	G3/8"X14	13	08
2608	G1/2"X14	13	08
260806	G1/2"X14	10	06
2610	G5/8"X14	16	10
2612	G3/4"X14	20	12
2616	G1"X11	25	16
2620	G1 1/4"X11	32	20
2624	G1 1/2"X11	40	24
2632	G2"X11	50	32

\* Available for spiral hose

# HYDRAULIC HOSE FITTINGS - BSP standard connections

## 222

BSP FEMALE FLAT SEAT

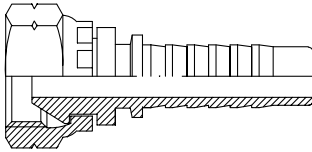


\* Available for spiral hose

Part No.	Thread	Hose Bore	
		DN	Dash
22204	G1/4"X19	6	04
22206	G3/8"X19	10	06
22208	G1/2"X14	12	08
22210	G5/8"X14	16	10
22212	G3/4"X14	20	12
22216	G1"X11	25	16
22220	G1 1/4"X11	32	20
22224	G1 1/2"X11	40	24
22232	G2"X11	50	32

## 226

BSP FEMALE 60° CONE  
BS 5200 - ISO 12151 - 6

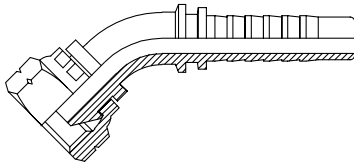


\* Available for spiral hose

Part No.	Thread	Hose Bore	
		DN	Dash
22604	G1/4"X19	6	04
22606	G3/8"X19	10	06
22608	G1/2"X14	12	08
22610	G5/8"X14	16	10
22612	G3/4"X14	20	12
22616	G1"X11	25	16
22620	G1 1/4"X11	32	20
22624	G1 1/2"X11	40	24
22632	G2"X11	50	32

## 226-4

BSP FEMALE 60° CONE 45° ELBOW  
BS 5200 - ISO 12151 - 6

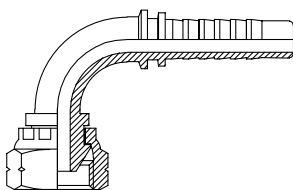


\* Available for spiral hose

Part No.	Thread	Hose Bore	
		DN	Dash
226044	G1/4"X19	6	04
22606054	G3/8"X19	8	05
226064	G3/8"X19	10	06
226084	G1/2"X14	12	08
226104	G5/8"X14	16	10
226124	G3/4"X14	20	12
226164	G1"X11	25	16
226204	G1 1/4"X11	32	20
226244	G1 1/2"X11	40	24
226324	G2"X11	50	32

## 226-9

BSP FEMALE 60° CONE 90° ELBOW  
BS 5200 - ISO 12151 - 6



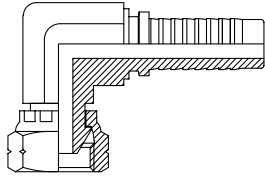
\* Available for spiral hose

Part No.	Thread	Hose Bore	
		DN	Dash
226049	G1/4"X19	6	04
226069	G3/8"X19	10	06
226089	G1/2"X14	12	08
226109	G5/8"X14	16	10
226129	G3/4"X14	20	12
226169	G1"X11	25	16
226209	G1 1/4"X11	32	20
226249	G1 1/2"X11	40	24
226329	G2"X11	50	32

## HYDRAULIC HOSE FITTINGS - BSP standard connections

### 226K-9

BSP FEMALE 60° CONE 90° COMPACT  
ELBOW BS 5200 - ISO 12151 - 6

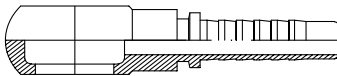


Part No.	Thread	Hose Bore	
		DN	Dash
226K049	G1/4"X19	6	04
226K069	G3/8"X19	10	06
226K089	G1/2"X14	12	08
226K109	G5/8"X14	16	10
226K129	G3/4"X14	20	12
226K169	G1"X11	25	16

\* Available for spiral hose

### 720

BSP BANJO

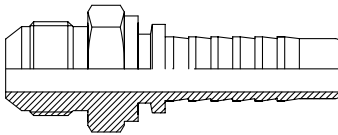


Part No.	Tube	Hose Bore	
		DN	Dash
72004	G1/4"	6	04
7200405	G1/4"	8	05
7200605	G3/8"	10	06
72006	G3/8"	10	06
7200806	G1/2"	12	08
72008	G1/2"	12	08
72010	G5/8"	16	10
72012	G3/4"	20	12
72016	G1"	25	16

## HYDRAULIC HOSE FITTINGS - American standard connections JIC 37°

### 67

JIC MALE 37° CONE  
SAE J 516/ISO 12151-5

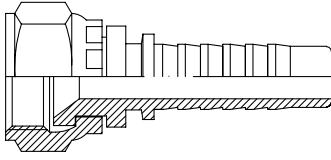


Part No.	Thread	Hose Bore	
		DN	Dash
6704	7/16"X20	6	04
6705	1/2"X20	8	05
670604	9/16"X18	6	04
670605	9/16"X18	8	05
6706	9/16"X18	10	06
670806	3/4"X16	10	06
6708	3/4"X16	12	08
671008	7/8"X14	12	08
6710	7/8"X14	16	10
671210	1.1/16"X12	16	10
6712	1.1/16"X12	20	12
671612	1.5/16"X12	20	12
6716	1.5/16"X12	25	16
672016	1.5/8"X12	25	16
6720	1.5/8"X12	32	20
6724	1.7/8"X12	40	24
6732	2.1/2"X12	50	32

\* Available for spiral hose

267

JIC MALE 37° CONE  
SAE J 516/ISO 12151-5

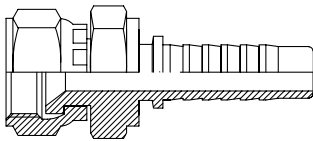


Part No.	Thread	Hose Bore	
		DN	Dash
26704	7/16"X20	6	04
26705	1/2"X20	8	05
2670604	9/16"X18	6	04
26706	9/16"X18	10	06
2670806	3/4"X16	10	06
26708	3/4"X16	12	08
2671008	7/8"X18	12	08
26710	7/8"X18	16	10
2671210	1.1/16"X12	16	10
26712	1.1/16"X12	20	12
2671612	1.5/16"X12	20	12
26716	1.5/16"X12	25	16
2672016	1.5/8"X12	25	16
26720	1.5/8"X12	32	20
2672420	1.7/8"X12	32	20
26724	1.7/8"X12	40	24
26732	2.1/2"X12	50	32

\* Available for spiral hose

267D

JIC FEMALE 37° CONE WITH DOUBLE  
HEXAGON SAE J 516/ISO 12151-5

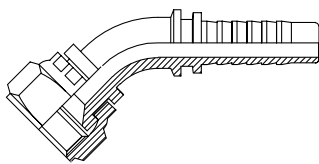


Part No.	Thread	Hose Bore	
		DN	Dash
267D04	7/16"X20	6	04
267D05	1/2"X20	8	05
267D06	9/16"X18	10	06
267D08	3/4"X16	12	08
267D10	7/8"X14	16	10
267D12	1 1/16"X12	20	12
267D16	1 5/16"X12	25	16
267D20	1 5/8"X12	32	20
267D24	1 7/8"X12	40	24
267D32	2 1/2"X12	50	32

\* Available for spiral hose

267-4

JIC FEMALE 37° CONE 45° ELBOW  
SAE J 516/ISO 12151-5

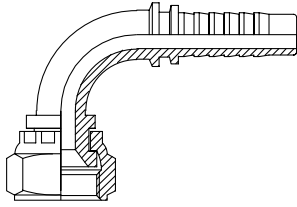


Part No.	Thread	Hose Bore	
		DN	Dash
267044	7/16"X20	6	04
26706044	9/16"X18	6	04
26706054	9/16"X18	8	05
267064	9/16"X18	10	06
26708064	3/4"X16	10	06
267084	3/4"X16	12	08
26710084	7/8"X18	12	08
267104	7/8"X18	16	10
26712104	1 1/16"X12	16	10
267124	1 1/16"X12	20	12
26716124	1 5/16"X12	20	12
267164	1 5/16"X12	25	16
26720164	1 5/8"X12	25	16
267204	1 5/8"X12	32	20
26724204	1 7/8"X12	32	20
267244	1 7/8"X12	40	24
267324	2 1/2"X12	50	32

\* Available in SLIP-ON Nut

**267-9**

JIC FEMALE 37° CONE 90° ELBOW  
SAE J 516/ISO 12151-5



Part No.	Thread	Hose Bore	
		DN	Dash
267049	7/16"X20	6	04
267059	1/2"X20	8	05
26706049	9/16"X18	6	04
26706059	9/16"X18	8	05
267069	9/16"X18	10	06
26708069	3/4"X16	10	06
267089	3/4"X16	12	08
26710089	7/8"X18	12	08
267109	7/8"X18	16	10
26712108	1 1/16"X12	16	10
267129	1 1/16"X12	20	12
26716129	1 5/16"X12	20	12
267169	1 5/16"X12	25	16
26720169	1 5/8"X12	25	16
267209	1 5/8"X12	32	20
26724208	1 7/8"X12	32	20
267249	1 7/8"X12	40	24
267329	2 1/2"X12	50	32

**367**

JIC FEMALE 37° CONE SLIP-ON NUT  
SAE J 516/ISO 12151-5

Part No.	Thread	Hose Bore	
		DN	Dash
36708	3/4"X16	12	08
36710	7/8"X18	16	10
36712	1 1/16"X12	20	12
36716	1 5/16"X12	25	16
36720	1 5/8"X12	32	20
3672420	1 7/8"X12	40	20
36724	1 7/8"X12	40	24
36732	2 1/2"X12	50	32

**367-9**

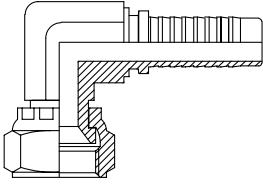
JIC FEMALE 37° CONE SLIP-ON NUT  
90° Elbow SAE J 516/ISO 12151-5

Part No.	Thread	Hose Bore	
		DN	Dash
367089	3/4"X16	12	08
367109	7/8"X18	16	10
367129	1 1/16"X12	20	12
367169	1 5/16"X12	25	16
367209	1 5/8"X12	32	20
36724209	1 7/8"X12	40	20
367249	1 7/8"X12	40	24
367329	2 1/2"X12	50	32

## HYDRAULIC HOSE FITTINGS - American standard connections JIC 37°

### 267K-9

JIC FEMALE 37° CONE COMPACT 90° ELBOW  
SAE J 516/ISO 12151-5

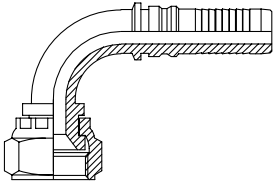


Part No.	Thread	Hose Bore	
		DN	Dash
267K049	7/16"X20	6	04
267K069	9/16"X18	6	04
267K069	9/16"X18	10	06
267K08069	3/4"X16	10	06
267K089	3/4"X16	12	08
267K10089	7/8"X14	12	08
267K109	7/8"X14	16	10
267K129	1.1/16"X12	20	12
267K169	1.5/16"X12	25	16

\* Available for spiral hose

### 267L-9

JIC FEMALE 37° CONE LONG DROP  
90° ELBOW SAE J 516/ISO 12151-5

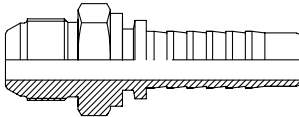


Part No.	Thread	Hose Bore	
		DN	Dash
267L089	3/4"X16	12	08
267L109	7/8"X14	16	10
267L129	1.1/16"X12	20	12
267L169	1.5/16"X12	25	16
267L209	1.5/8"X12	32	20

## HYDRAULIC HOSE FITTINGS - Japanese standard connections (JIS B8363)

### 86

KOMATSU MALE

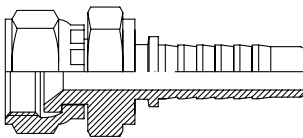


Part No.	Thread	Hose Bore	
		DN	Dash
861404	M14X1 .5	6	04
861605	M16X1 .5	08	05
861806	M18X1 .5	10	06
862208	M22X1 .5	12	08
862410	M24X1 .5	16	10
863012	M30X1 .5	22	12
863316	M33X1 .5	25	16
863620	M36X1 .5	32	20
864224	M42X1 .5	40	24

\* Available for spiral hose

### 286

KOMATSU FEMALE



Part No.	Thread	Hose Bore	
		DN	Dash
2861404	M14X1 .5	6	04
2861605	M16X1 .5	08	05
2861806	M18X1 .5	10	06
2862208	M22X1 .5	12	08
2862410	M24X1 .5	16	10
2863012	M30X1 .5	22	12
2863316	M33X1 .5	25	16
2863620	M36X1 .5	32	20
2864224	M42X1 .5	40	24

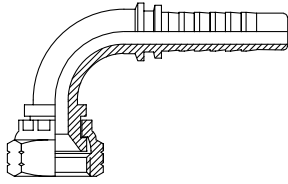
\* Available for spiral hose



# HYDRAULIC HOSE FITTINGS - Japanese standard connections (JIS B8363)

## 286-9

KOMATSU FEMALE 90° ELBOW  
JIS B 8363

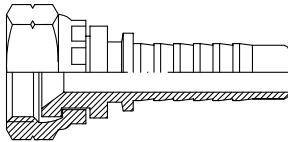


\* Available for spiral hose

Part No.	Thread	Hose Bore	
		DN	Dash
28614049	M14X1 .5	6	04
28616059	M16X1 .5	08	05
28618069	M18X1 .5	10	06
28622089	M22X1 .5	12	08
28624109	M24X1 .5	16	10
28630129	M30X1 .5	22	12
28633169	M33X1 .5	25	16
28636209	M36X1 .5	32	20
28642249	M42X1 .5	40	24

## 296

"TOYOTA" FEMALE  
JIS B 8363

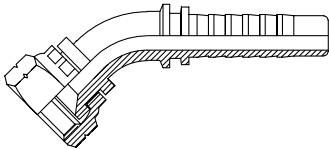


\* Available for spiral hose

Part No.	Thread	Hose Bore	
		DN	Dash
29604	G1/4"	6	04
29606	G3/8"	10	06
29608	G1/2"	12	08
29612	G3/4"	22	12
29616	G1"	25	16
29620	G1 1/4"	32	20
29624	G1 1/2"	40	24
29632	G2"	50	32

## 296-4

"TOYOTA" FEMALE 45° ELBOW  
JIS B 8363

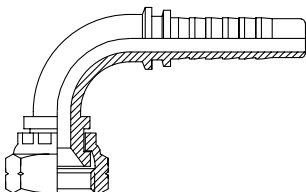


\* Available for spiral hose

Part No.	Thread	Hose Bore	
		DN	Dash
296044	G1/4"	6	04
296064	G3/8"	10	06
296084	G1/2"	12	08
296124	G3/4"	20	12
296164	G1"	25	16

## 296-9

"TOYOTA" FEMALE 90° ELBOW  
JIS B 8363



\* Available for spiral hose

Part No.	Thread	Hose Bore	
		DN	Dash
296049	G1/4"	6	04
296069	G3/8"	10	06
296089	G1/2"	12	08
296129	G3/4"	20	12
296169	G1"	25	16

42

ORFS MALE

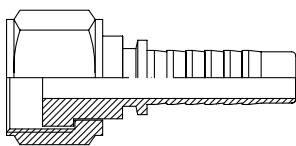


Part No.	Thread	Hose Bore	
		DN	Dash
4204	9/16"X18	6	04
4206	11/16"X16	10	06
4208	13/16"X16	12	08
4210	1"X14	16	10
4212	1 3/16"X12	20	12
4216	1 7/16"X12	25	16
4220	1 11/16"X12	32	20
4224	2"X12	40	24

\* Available for spiral hose

342

ORFS FEMALE

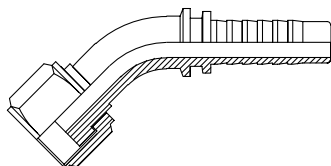


Part No.	Thread	Hose Bore	
		DN	Dash
34204	9/16"X18	6	04
34206	11/16"X16	6	06
34210	1"X14	16	10
34212	1 3/16"X12	20	12
34216	1 11/16"X12	25	16
34224	2"X12	40	24

\* Available for spiral hose

342-4

ORFS FEMALE 45° Elbow

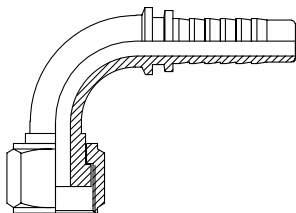


Part No.	Thread	Hose Bore	
		DN	Dash
342044	9/16"X18	6	04
342064	11/16"X16	6	06
342104	1"X14	16	10
342124	1 3/16"X12	20	12
342164	1 11/16"X12	25	16
342244	2"X12	40	24

\* Available for spiral hose

342-9

ORFS FEMALE 90° Elbow



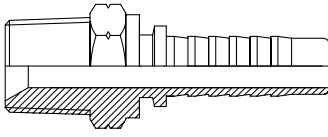
Part No.	Thread	Hose Bore	
		DN	Dash
342049	9/16"X18	6	04
342069	11/16"X16	6	06
342109	1"X14	16	10
342129	1 3/16"X12	20	12
342169	1 11/16"X12	25	16
342249	2"X12	40	24

\* Available for spiral hose

## HYDRAULIC HOSE FITTINGS - American Standard Connections NPTF - NPSN

### 56

NPT MALE SAE J516



Part No.	Thread	Hose Bore	
		DN	Dash
5604	Z1/4"X18	6	04
5606	Z3/8"X18	10	06
5608	Z1/2"X14	12	08
5612	Z3/4"X14	16	10
5612	Z3/4"X14	20	12
5616	Z1"X11.5	25	16
5620	Z1 1/4"X11.5	32	20
5624	Z1 1/2"X11.5	40	24
5632	Z2"X11.5	50	32

### 56R

NPT MALE SWIVEL SAE J516

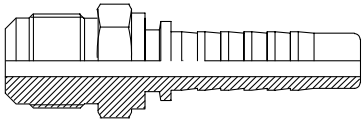


Part No.	Thread	Hose Bore	
		DN	Dash
56R04	Z1/4"X18	6	04
56R06	Z3/8"X18	10	06
56R08	Z1/2"X14	12	08
56R12	Z3/4"X14	16	10
56R12	Z3/4"X14	20	12
56R16	Z1"X11.5	25	16
56R20	Z1 1/4"X11.5	32	20
56R24	Z1 1/2"X11.5	40	24
56R32	Z2"X11.5	50	32

## HYDRAULIC HOSE FITTINGS - American Standard Connector SAE

### 78

SAE MALE 45° ELBOW SAE J516

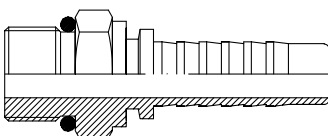


Part No.	Thread	Hose Bore	
		DN	Dash
780404	7/16"X20	6	04
780505	1/2"X20	8	05
780606	5/8"X18	10	06
780808	3/4"X16	12	08
781010	7/8"X14	16	10
781212	1 1/16"X12	20	12

\* Available for spiral hose

### 60

SAE O-RING MALE SAE J516

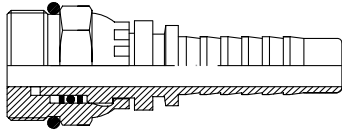


Part No.	Thread	Hose Bore	
		DN	Dash
6004	7/16"X20	6	04
6006	9/16"X18	10	06
6008	3/4"X16	12	08
6010	7/8"X14	16	10
6012	1 1/16"X12	20	12
6016	1 5/16"X12	25	16
6020	1 5/8"X12	32	20

\* Available for spiral hose

**60R**

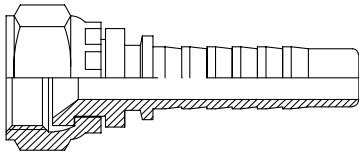
SAE MALE BOSS SWIVEL WITH O-RING



Part No.	Thread	Hose Bore	
		DN	Dash
60R08	U3/4"-16	12	08
60R10	U7/8"-14	16	10
60R12	U1 1/16"-12	20	12

**278**

SAE FEMALE 45° CONE SAE J513

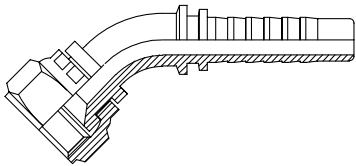


Part No.	Thread	Hose Bore	
		DN	Dash
27805	1/2"X20	8	05
27806	5/8"X18	10	06
27808	3/4"X16	12	08
27810	7/8"X14	16	10

\* Available for spiral hose

**278-4**

SAE FEMALE CONE 45° ELBOW

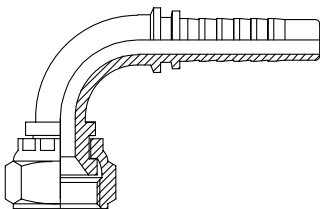


Part No.	Thread	Hose Bore	
		DN	Dash
278054	1/2"X20	8	05
278064	5/8"X18	10	06
278084	3/4"X16	12	08
278104	7/8"X14	16	10

\* Available for spiral hose

**278-9**

SAE FEMALE 45° CONE 90° ELBOW

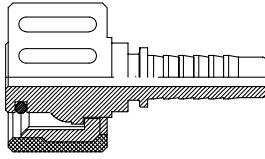


Part No.	Thread	Hose Bore	
		DN	Dash
278059	1/2"X20	8	05
278069	5/8"X18	10	06
278089	3/4"X16	12	08
278109	7/8"X14	16	10

\* Available for spiral hose

300

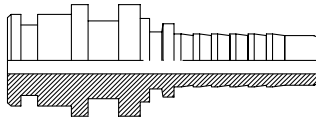
KARCHER SWIVEL FEMALE



Part No.	Thread	Hose Bore	
		DN	Dash
30004	M22X1.5	6	04
30005	M22X1.5	8	05
30006	M22X1.5	10	06

600

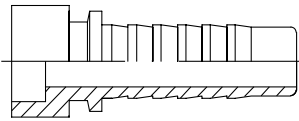
KARCHER GUN INSERT



Part No.		Hose Bore	
		DN	Dash
60004		6	04
60005		8	05
60006		10	06

302

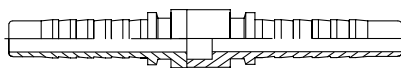
WELDING STEM  
"LIFESAVER"



Part No.		Hose Bore	
		DN	Dash
30204		06	04
30206		10	06
30208		12	08
30210		16	10
30212		20	12
30216		25	16
30220		32	20

303

DOUBLE STEM  
Hose Connector

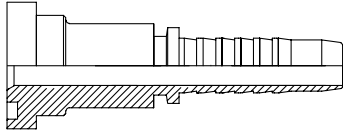


Part No.		Hose Bore	
		DN	Dash
30304		6	04
30305		8	05
30306		10	06
30308		12	08
30312		20	12
30316		25	16
30320		32	20
30324		40	24
30332		50	32

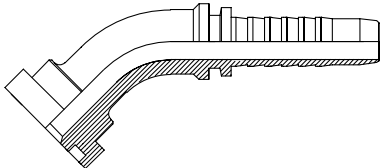
\* Available for spiral hose

# HYDRAULIC HOSE FITTINGS - Flanges

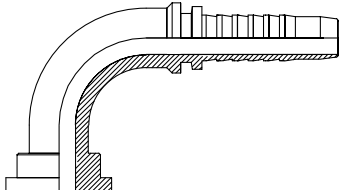
## 873

FLANGE CODE 61	Part No.	Ø	Hose Bore	
			DN	Dash
	87308	1/2"	12	08
	87312	3/4"	20	12
	87316	1"	25	16
	87320	1 1/4"	32	20
	87324	1 1/2"	40	24
	87332	2"	50	32

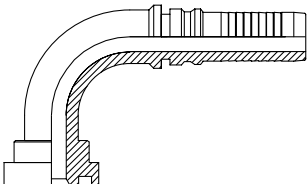
## 873-4

FLANGE CODE 61 45° Elbow	Part No.	Ø	Hose Bore	
			DN	Dash
	873084	1/2"	12	08
	873124	3/4"	20	12
	873164	1"	25	16
	873204	1 1/4"	32	20
	873244	1 1/2"	40	24
	873324	2"	50	32

## 873-9

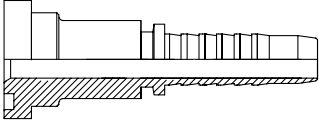
FLANGE CODE 61 90° Elbow	Part No.	Ø	Hose Bore	
			DN	Dash
	873089	1/2"	12	08
	873129	3/4"	20	12
	873169	1"	25	16
	873209	1 1/4"	32	20
	873249	1 1/2"	40	24
	873329	2"	50	32

## 873L-9

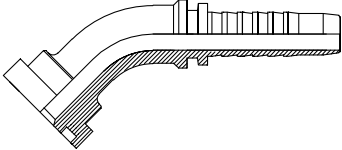
FLANGE CODE 61 LONG DROP 90° ELBOW	Part No.	Ø	Hose Bore	
			DN	Dash
	873L412129	3/4"	20	12
	873L416169	1"	25	16
	873L420209	1/4"	32	20
	873L512129	3/4"	20	12
	873L516129	3/4"	20	12
	873L516169	1"	25	16
	873L520169	1"	25	16
	873L520209	1/4"	32	20
	873L616169	1"	25	16

# HYDRAULIC HOSE FITTINGS - Flanges

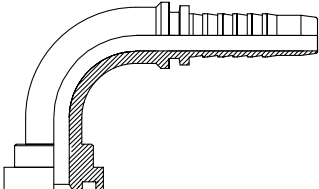
## 876

FLANGE CODE 62	Part No.	Ø	Hose Bore	
			DN	Dash
	87608	1/2"	12	08
	87612	3/4"	20	12
	87616	1"	25	16
	87620	1 1/4"	32	20
	87624	1 1/2"	40	24
	87632	2"	50	32

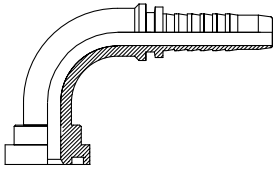
## 876-4

FLANGE CODE 62 45° ELBOW	Part No.	Ø	Hose Bore	
			DN	Dash
	876084	1/2"	12	08
	876124	3/4"	20	12
	876164	1"	25	16
	876204	1 1/4"	32	20
	876244	1 1/2"	40	24
	876324	2"	50	32

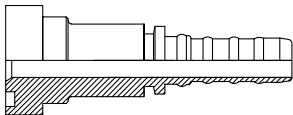
## 876-9

FLANGE CODE 62 90° ELBOW	Part No.	Ø	Hose Bore	
			DN	Dash
	876089	1/2"	12	08
	876129	3/4"	20	12
	876169	1"	25	16
	876209	1 1/4"	32	20
	876249	1 1/2"	40	24
	876329	2"	50	32

## 876L-9

FLANGE CODE 62 LONG DROP 90° ELBOW	Part No.	Ø	Hose Bore	
			DN	Dash
	876L4129	3/4"	20	12
	876L4169	1"	25	16
	876L4209	1 1/4"	32	20
	876L5129	3/4"	20	12
	876L5169	1"	25	16
	876L5209	1 1/4"	32	20

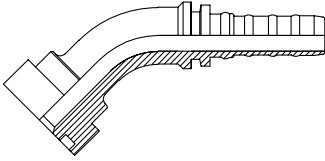
## 879

"SUPERCAT" FLANGE	Part No.	Ø	Hose Bore	
			DN	Dash
	87908	1/2"	12	08
	87912	3/4"	20	12
	87916	1"	25	16
	87920	1.1/4"	32	20
	87924	1.1/2"	40	24
	87932	2"	50	32

# HYDRAULIC HOSE FITTINGS - Flanges

## 879-4

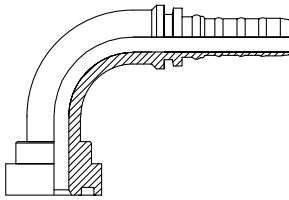
"SUPERCAT" FLANGE 45° ELBOW



Part No.	Ø	Hose Bore	
		DN	Dash
879084	1/2"	12	08
879124	3/4"	20	12
879164	1"	25	16
879204	1.1/4"	32	20
879244	1.1/2"	40	24
879324	2"	50	32

## 879-9

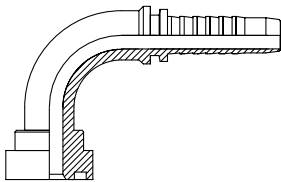
"SUPERCAT" FLANGE 90° ELBOW



Part No.	Ø	Hose Bore	
		DN	Dash
879089	1/2"	12	08
879129	3/4"	20	12
879169	1"	25	16
879209	1.1/4"	32	20
879249	1.1/2"	40	24
879329	2"	50	32

## 879L-9

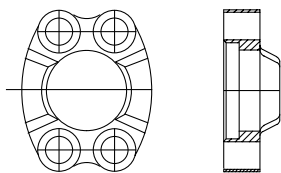
"SUPERCAT" FLANGE 90° LONG DROP



Part No.	Ø	Hose Bore	
		DN	Dash
879L4129	3/4"	20	12
879L4169	1"	25	16
879L5129	3/4"	20	12
879L5169	1"	25	16
879L5209	1 1/4"	32	20

## F61-L

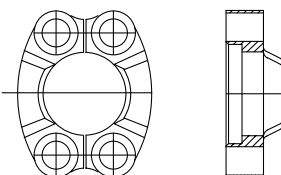
SPLIT FLANGE CLAMPS CODE 61



Part No.	Ø	Hose Bore	
		DN	Dash
F6108L	1/2"	12	08
F6112L	3/4"	20	12
F6116L	1"	25	16
F6120L	1 1/4"	32	20
F6124L	1 1/2"	40	24
F6132L	2"	50	32

## F62-S

SPLIT FLANGE CLAMPS CODE 62



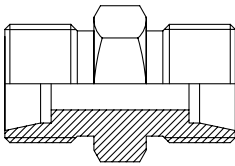
Part No.	Ø	Hose Bore	
		DN	Dash
F6212L	3/4"	20	12
F6216L	1"	25	16
F6220L	1 1/4"	32	20
F6224L	1 1/2"	40	24
F6232L	2"	50	32



# ADAPTORS AND TUBE FITTINGS - DIN 2353 Bite Type

## C

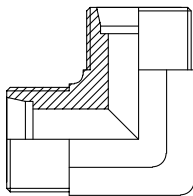
MALE CONNECTOR  
m Metric X m Metric



Part No.	Thread		Tube O.D.	
	1	2	D1	D2
C12	M12x1.5	M12x1.5	6	6
C14	M14x1.5	M14x1.5	8	8
C16	M16x1.5	M16x1.5	10	10
C18	M18x1.5	M18x1.5	12	12
C22	M22x1.5	M22x1.5	15	15
C26	M26x1.5	M26x1.5	18	18
C30	M30x2	M30x2	22	22
C36	M36x2	M36x2	28	28
C45	M42x2	M42x2	35	35
C52	M52x2	M52x2	42	42
C14S	M14x1.5	M14x1.5	6	6
C16S	M16x1.5	M16x1.5	8	8
C18S	M18x1.5	M18x1.5	10	10
C20S	M20x1.5	M20x1.5	12	12
C22S	M22x1.5	M22x1.5	14	14
C24S	M24x1.5	M24x1.5	16	16
C30S	M30x2	M30x2	20	20
C36S	M36x2	M36x2	25	25
C42S	M42x2	M42x2	30	30
C52S	M52x2	M52x2	38	38

## C-9

90° Elbow CONNECTOR  
m Metric X m Metric

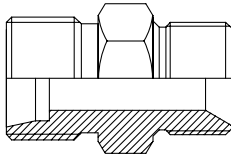


Part No.	Thread		Tube O.D.	
	1	2	D1	D2
C129	M12x1.5	M12x1.5	6	6
C149	M14x1.5	M14x1.5	8	8
C169	M16x1.5	M16x1.5	10	10
C189	M18x1.5	M18x1.5	12	12
C229	M22x1.5	M22x1.5	15	15
C269	M26x1.5	M26x1.5	18	18
C309	M30x2	M30x2	22	22
C369	M36x2	M36x2	28	28
C459	M42x2	M42x2	35	35
C529	M52x2	M52x2	42	42
C14S9	M14x1.5	M14x1.5	6	6
C16S9	M16x1.5	M16x1.5	8	8
C18S9	M18x1.5	M18x1.5	10	10
C20S9	M20x1.5	M20x1.5	12	12
C22S9	M22x1.5	M22x1.5	14	14
C24S9	M24x1.5	M24x1.5	16	16
C30S9	M30x2	M30x2	20	20
C36S9	M36x2	M36x2	25	25
C42S9	M42x2	M42x2	30	30
C52S9	M52x2	M52x2	38	38

# ADAPTORS AND TUBE FITTINGS - DIN 2353 Bite Type

## CB

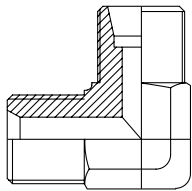
MALE CONNECTOR  
m Metric X m BSP



Part No.	Thread		Tube O.D.	
	E	F	D1	
CB1204	M12x1.5	G1/8"X28	6	
CB1404	M14x1.5	G1/4"X19	8	
CB1606	M16x1.5	G3/8"X19	10	
CB1806	M18x1.5	G3/8"X19	12	
CB2208	M22x1.5	G1/2"X14	15	
CB2608	M26x1.5	G1/2"X14	18	
CB3012	M30x2	G3/4"X14	22	
CB3616	M36x2	G1"X11	28	
CB4520	M45x2	G1 1/4"X11	35	
CB5224	M52x2	G1 1/2"X11	45	
CB14S04	M14x1.5	G1/4"X19	6	
CB16S04	M16x1.5	G1/4"X19	8	
CB18S06	M18x1.5	G3/8"X19	10	
CB20S06	M20x1.5	G3/8"X19	12	
CB22S08	M22x1.5	G1/2"X14	14	
CB24S08	M24x1.5	G1/2"X14	16	
CB30S12	M30x2	G3/4"X14	20	
CB36S16	M36x2	G1"X11	25	
CB42S20	M42x2	G1 1/4"X11	30	
CB52S24	M52x2	G1 1/2"X11	38	

## CB-9

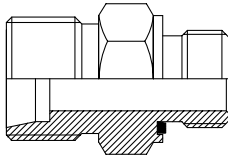
90° Elbow CONNECTOR  
m Metric X m BSP



Part No.	Thread		Tube O.D.	
	E	F	D1	
CB12029	M12x1.5	G1/8"X28	6	
CB12049	M12x1.5	G1/4"X19	6	
CB14029	M14x1.5	G1/8"X28	8	
CB14049	M14x1.5	G1/4"X19	8	
CB16049	M16x1.5	G1/4"X19	10	
CB16069	M16x1.5	G3/8"X19	10	
CB18069	M18x1.5	G1/2"X14	12	
CB18089	M18x1.5	G1/2"X14	12	
CB26089	M26x1.5	G1/2"X14	18	
CB30129	M30x2	G3/4"X14	22	
CB36169	M36x2	G1"X11	28	
CB14S049	M14x1.5	G1/4"X19	6	
CB16S049	M16x1.5	G1/4"X19	8	
CB18S069	M18x1.5	G3/8"X19	10	
CB20S069	M20x1.5	G3/8"X19	12	
CB24S089	M24x1.5	G1/2"X14	16	
CB30S089	M30x2	G1/2"X14	20	
CB30S129	M30x2	G3/4"X14	20	
CB36S129	M36x2	G3/4"X14	25	
CB36S169	M36x2	G1"X11	25	
CB42S169	M42x2	G1"X11	30	

**CB-WD**

MALE CONNECTOR  
m Metric X m BSP

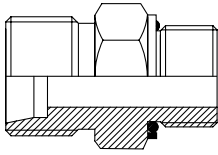


Part No.	Thread		Tube O.D.	
	E	F	D1	
CB1202WD	M12x1.5	G1/8"X28	6	
CB1204WD	M12x1.5	G1/4"X19	6	
CB1206WD	M12x1.5	G3/8"X19	6	
CB1402WD	M14x1.5	G1/8"X28	8	
CB1404WD	M14x1.5	G1/4"X19	8	
CB1406WD	M14x1.5	G3/8"X19	8	
CB1408WD	M14x1.5	G1/2"X14	8	
CB1604WD	M16x1.5	G1/4"X19	10	
CB1606WD	M16x1.5	G3/8"X19	10	
CB1804WD	M18x1.5	G1/4"X19	12	
CB1806WD	M18x1.5	G3/8"X19	12	
CB1808WD	M18x1.5	G1/2"X14	12	
CB2206WD	M22x1.5	G3/8"X19	15	
CB2208WD	M22x1.5	G1/2"X14	15	
CB2608WD	M26x1.5	G1/2"X14	18	
CB2612WD	M26x1.5	G3/4"X14	18	
CB3012WD	M30x2	G3/4"X14	22	
CB4520WD	M45x2	G1. 1/4"X11	35	
CB5224WD	M52x2	G1. 1/2"X11	42	
CB14S04WD	M14x1.5	G1/4"X19	6	
CB16S04WD	M16x1.5	G1/4"X19	8	
CB18S06WD	M18x1.5	G3/8"X19	10	
CB20S06WD	M20x1.5	G3/8"X19	12	
CB20S08WD	M20x1.5	G1/2"X14	12	
CB22S08WD	M22x1.5	G1/2"X14	14	
CB24S06WD	M24x1.5	G3/8"X19	16	
CB24S08WD	M24x1.5	G1/2"X14	16	
CB24S12WD	M24x1.5	G3/4"X14	16	
CB30S12WD	M30x2	G3/4"X14	20	
CB52S24WD	M52x2	G1. 1/2"X11	38	

# ADAPTORS AND TUBE FITTINGS - DIN 2353 Bite Type

## CG

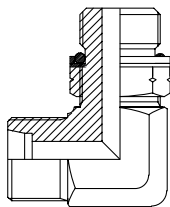
MALE CONNECTOR  
m Metric X m BSP



Part No.	Thread		Tube O.D.	
	E	F	D1	
CG1202	M12x1.5	G1/8"X28	6	
CG1204	M12x1.5	G1/4"X19	6	
CG1206	M12x1.5	G3/8"X19	6	
CG1402	M14x1.5	G1/8"X28	8	
CG1404	M14x1.5	G1/4"X19	8	
CG1406	M14x1.5	G3/8"X19	8	
CG1408	M14x1.5	G1/2"X14	8	
CG1604	M16x1.5	G1/4"X19	10	
CG1606	M16x1.5	G3/8"X19	10	
CG1804	M18x1.5	G1/4"X19	12	
CG1806	M18x1.5	G3/8"X19	12	
CG1808	M18x1.5	G1/2"X14	12	
CG2206	M22x1.5	G3/8"X19	15	
CG2208	M22x1.5	G1/2"X14	15	
CG2608	M26x1.5	G1/2"X14	18	
CG2612	M26x1.5	G3/4"X14	18	
CG3012	M30x2	G3/4"X14	22	
CG4520	M45x2	G1. 1/4"X11	35	
CG5224	M52x2	G1. 1/2"X11	42	
CG14S04	M14x1.5	G1/4"X19	6	
CG16S04	M16x1.5	G1/4"X19	8	
CG18S06	M18x1.5	G3/8"X19	10	
CG20S06	M20x1.5	G3/8"X19	12	
CG20S08	M20x1.5	G1/2"X14	12	
CG22S08	M22x1.5	G1/2"X14	14	
CG24S06	M24x1.5	G3/8"X19	16	
CG24S08	M24x1.5	G1/2"X14	16	
CG24S12	M24x1.5	G3/4"X14	16	
CG30S12	M30x2	G3/4"X14	20	
CG 52S24	M52x2	G1. 1/2"X11	38	

## CG-90G

ADJUSTABLE 90° Elbow  
m Metric X m BSP

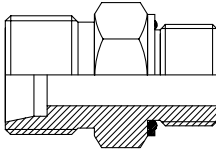


Part No.	Thread		Tube O.D.	
	E	F	D1	
CG120290G	M12x1.5	G1/8"X28	6	
CG140490G	M14x1.5	G1/4"X19	8	
CG160490G	M16x1.5	G1/4"X19	10	
CG180690G	M18x1.5	G3/8"X19	12	
CG220890G	M22x1.5	G1/2"X14	15	
CG260890G	M26x1.5	G1/2"X14	18	
CG301290G	M30x2	G3/4"X14	22	
CG361690G	M36x2	G1"X11	28	
CG452090G	M45x1.5	G1.1/4"X11	35	
CG522490G	M52x1.5	G1.1/2"X11	42	
CG14S0490G	M14x1.5	G1/4"X19	6	
CG16S0490G	M16x1.5	G1/4"X19	8	
CG18S0690G	M18x1.5	G3/8"X19	10	
CG22S0890G	M22x1.5	G1/2"X14	14	
CG30S1290G	M30x2	G3/4"X14	20	
CG36S1690G	M36x2	G1"X11	25	
CG42S2090G	M42x2	G1.1/4"X11	30	

# ADAPTORS AND TUBE FITTINGS - DIN 2353 Bite Type

## CH

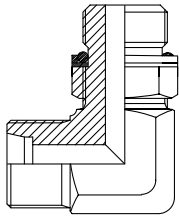
MALE CONNECTOR  
m Metric X m Metric



Part No.	Thread		Tube O.D.	
	E	F	D1	
CH1210	M12x1.5	M10x1	6	
CH1412	M14x1.5	M12x1.5	8	
CH1614	M16x1.5	M14x1.5	10	
CH1622	M16x1.5	M22x1.5	10	
CH1816	M18x1.5	M16x1.5	12	
CH1822	M18x1.5	M22x1.5	12	
CH2218	M22x1.5	M18x1.5	15	
CH2622	M26x1.5	M22x1.5	18	
CH3027	M30x2	M27x2	25	
CH3633	M36x2	M33x2	28	
CH14S12	M14x1.5	M12x1.5	6	
CH16S14	M16x1.5	M14x1.5	8	
CH18S16	M18x1.5	M16x1.5	10	
CH20S18	M20x1.5	M18x1.5	12	
CH22S20	M22x1.5	M20x1.5	14	
CH24S22	M24x1.5	M22x1.5	16	
CH30S27	M30x2	M27x2	20	

## CH-90G

ADJUSTABLE 90° Elbow  
m Metric X m Metric



Part No.	Thread		Tube O.D.	
	E	F	D1	
CH121090G	M12x1.5	M10x1	6	
CH141290G	M14x1.5	M12x1.5	8	
CH161490G	M16x1.5	M14x1.5	10	
CH181690G	M18x1.5	M16x1.5	12	
CH221890G	M22x1.5	M18x1.5	15	
CH262290G	M26x1.5	M22x1.5	18	
CH262290G	M26x1.5	M22x1.5	18	
CH302790G	M30x2	M27x2	25	
CH363390G	M36x2	M33x2	28	
CH14S1290G	M14x1.5	M12x1.5	6	
CH16S1490G	M16x1.5	M14x1.5	8	
CH18S1690G	M18x1.5	M16x1.5	10	
CH20S1890G	M20x1.5	M18x1.5	12	
CH22S2090G	M22x1.5	M20x1.5	14	
CH24S2290G	M24x1.5	M22x1.5	16	
CH30S2790G	M30x2	M27x2	20	

## ADAPTORS AND TUBE FITTINGS - DIN 2353 Bite Type

### CL-BT

Banjo MALE CONNECTOR m Metric X m BSP Banjo	Part No.	Thread		Tube O.D.	BOLT
		E	F	D1	
	CL1202BT	M12x1.5	G1/8"x28	6	02
	CL1404BT	M14x1.5	G1/4"x19	8	04
	CL1604BT	M16x1.5	G1/4"x19	10	04
	CL1806BT	M18x1.5	G3/8"x19	12	06
	CL2208BT	M22x1.5	G1/2"x14	15	08
	CL2608BT	M26x1.5	G1/2"x14	18	08
	CL3012BT	M30x2	G3/4"x14	22	12
	CL3616BT	M36x2	G1"x11	28	16
	CL4520BT	M45x2	G1.1/4"x11	35	20
	CL5224BT	M52x2	G1.1/2"x11	42	24
	CL14S04BT	M14x1.5	G1/4"x19	6	04
	CL16S04BT	M16x1.5	G1/4"x19	8	04
	CL18S06BT	M18x1.5	G3/8"x19	10	06
	CL20S06BT	M20x1.5	G3/8"x19	12	06
	CL22S08BT	M22x1.5	G1/2"x14	14	08
	CL24S08BT	M24x1.5	G1/2"x14	16	08
	CL30S12BT	M30x2	G3/4"x14	20	12
	CL36S16BT	M36x2	G1"x11	25	16
	CL42S20BT	M42x2	G1.1/4"x11	30	20
	CL52S24BT	M52x2	G1.1/2"x11	38	24

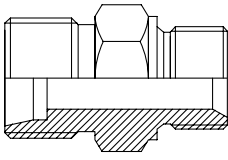
### CL-T

Banjo MALE CONNECTOR m Metric X m Metric Banjo	Part No.	Thread		Tube O.D.	BOLT
		E	F	D1	
	CL1210T	M12x1.5	M10x1.5	6	10
	CL1412T	M14x1.5	M12x1.5	8	12
	CL1614T	M16x1.5	M14x1.5	10	14
	CL1816T	M18x1.5	M16x1.5	12	16
	CL2218T	M22x1.5	M18x1.5	15	18
	CL2622T	M26x1.5	M22x1.5	18	22
	CL3026T	M30x2	M26x1.5	22	26
	CL3633T	M36x2	M33x2	28	33
	CL4542T	M45x2	M42x2	35	42
	CL5248T	M52x2	M48x2	42	48
	CL20S18T	M20x1.5	M18x1.5	12	18
	CL22S20T	M22x1.5	M20x1.5	14	20
	CL24S22T	M24x1.5	M22x1.5	16	22
	CL30S27T	M30x2	M27x1.5	20	27
	CL36S33T	M36x2	M33x2	25	33
	CL42S42T	M42x2	M42x2	30	42
	CL52S48T	M52x2	M48x2	38	48

# ADAPTORS AND TUBE FITTINGS - DIN 2353 Bite Type

## CM

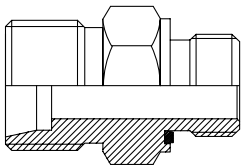
MALE CONNECTOR  
m Metric X m Metric



Part No.	Thread		Tube O.D.	
	E	F	D1	
CM1412	M14x1.5	M12x1.5	8	
CM1614	M16x1.5	M14x1.5	10	
CM1618	M16x1.5	M18x1.5	10	
CM1814	M18x1.5	M14x1.5	12	
CM1816	M18x1.5	M16 x1.5	12	
CM2218	M22x1.5	M18x1.5	15	
CM22	M22x1.5	M22x1.5	15	
CM2622	M26x1.5	M22x1.5	18	
CM3022	M30x2	M22x1.5	22	
CM14S12	M14x1.5	M12x1.5	6	
CM16S14	M16x1.5	M14x1.5	8	
CM18S16	M18x1.5	M16x1.5	10	
CM20S18	M20x1.5	M18x1.5	12	
CM20S22	M20x1.5	M22x1.5	12	
CM24S18	M24x1.5	M18x1.5	16	

## CM-S

MALE CONNECTOR  
m Metric X m Metric

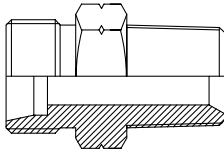


Part No.	Thread		Tube O.D.	
	E	F	D1	
CM1412S	M14x1.5	M12x1.5	8	
CM1614S	M16x1.5	M14x1.5	10	
CM1618S	M16x1.5	M18x1.5	10	
CM1814S	M18x1.5	M14x1.5	12	
CM1816S	M18x1.5	M16 x1.5	12	
CM2218S	M22x1.5	M18x1.5	15	
CM22S	M22x1.5	M22x1.5	15	
CM2622S	M26x1.5	M22x1.5	18	
CM3022S	M30x2	M22x1.5	22	
CM14S12S	M14x1.5	M12x1.5	6	
CM16S14S	M16x1.5	M14x1.5	8	
CM18S16S	M18x1.5	M16x1.5	10	
CM20S18S	M20x1.5	M18x1.5	12	
CM20S22S	M20x1.5	M22x1.5	12	
CM24S18S	M24x1.5	M18x1.5	16	

# ADAPTORS AND TUBE FITTINGS - DIN 2353 Bite Type

## CN

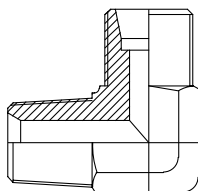
MALE CONNECTOR  
m Metric X m NPT



Part No.	Thread		Tube O.D.	
	E	F	D1	D2
CN1202	M12x1.5	Z1/8"X27	6	
CN1204	M12x1.5	Z1/4"X18	6	
CN1402	M14x1.5	Z1/8"X27	8	
CN1404	M14x1.5	Z1/4"X18	8	
CN1604	M16x1.5	Z1/4"X18	6	
CN1606	M16x1.5	Z3/8"X18	10	
CN1804	M18x1.5	Z1/4"X18	12	
CN1806	M18x1.5	Z3/8"X18	12	
CN1808	M18x1.5	Z1/2"X14	12	
CN2206	M22x1.5	Z3/8"X18	15	
CN2208	M22x1.5	Z1/2"X14	15	
CN2608	M26x1.5	Z1/2"X14	18	
CN3008	M30x2	Z1/2"X14	22	
CN3012	M30x2	Z3/4"X14	22	
CN3016	M30x2	Z1"X11.5	22	
CN3612	M36x2	Z3/4"X14	28	
CN3616	M36x2	Z1"X11.5	28	
CN4520	M45x2	Z1.1/4"X11.5	35	
CN14S04	M14x1.5	Z1/4"X18	6	
CN16S04	M14x1.5	Z1/4"X18	8	
CN18S06	M16x1.5	Z3/8"X18	10	
CN20S06	M18x1.5	Z3/8"X18	12	
CN20S08	M18x1.5	Z1/2"X14	12	
CN24S08	M24x1.5	Z1/2"X14	16	
CN30S08	M30x2	Z1/2"X14	20	
CN30S12	M30x2	Z3/4"X14	20	
CN36S12	M36x2	Z3/4"X14	25	
CN36S16	M36x2	Z1"X11.5	25	
CN42S16	M42x2	Z1"X11.5	30	
CN52S20	M52x2	Z1.1/4"X11.5	38	

## CN-9

90° ELBOW CONNECTOR  
m Metric X m NPT



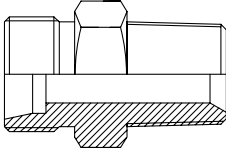
Part No.	Thread		Tube O.D.	
	E	F	D1	D2
CN12029	M12x1.5	Z1/8"X27	6	
CN12049	M12x1.5	Z1/4"X18	6	
CN14029	M14x1.5	Z1/8"X27	8	
CN14049	M14x1.5	Z1/4"X18	8	
CN16049	M16x1.5	Z1/4"X18	10	
CN16069	M16x1.5	Z3/8"X18	10	
CN18049	M18x1.5	Z1/4"X18	12	
CN18069	M18x1.5	Z3/8"X18	12	
CN18089	M18x1.5	Z1/2"X14	12	
CN22089	M22x1.5	Z1/2"X14	12	
CN26089	M26x1.5	Z1/2"X14	18	
CN30129	M30x2	Z3/4"X14	22	
CN36169	M36x2	Z1"X11.5	28	
CN45209	M45x2	Z1.1/4"X11.5	35	
CN20S069	M20x1.5	Z3/8"X18	12	
CN22S069	M22x1.5	Z3/8"X18	14	
CN24S089	M24x1.5	Z1/2"X14	16	
CN30S129	M30x2	Z3/4"X14	20	
CN36S169	M36x2	Z1"X11.5	25	
CN52S249	M52x2	Z1.1/2"X11.5	38	



## ADAPTORS AND TUBE FITTINGS - DIN 2353 Bite Type

### CT

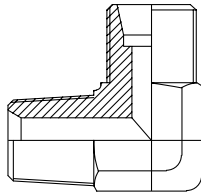
MALE CONNECTOR  
m Metric X m BSPT



Part No.	Thread		Tube O.D.	
	E	F	D1	
CT1204	M12x1.5	ZG1/4"X19	6	
CT1404	M14x1.5	ZG1/4"X19	8	
CT1604	M16x1.5	ZG1/4"X19	10	
CT1606	M16x1.5	ZG3/8"X19	10	
CT1806	M18x1.5	ZG3/8"X19	12	
CT2206	M22x1.5	ZG3/8"X19	15	
CT2208	M22x1.5	ZG1/2"X14	15	
CT2608	M26x1.5	ZG1/2"X14	18	
CT2612	M26x1.5	ZG3/4"x14	18	
CT3012	M30x2	ZG3/4"x14	22	
CT3616	M36x2	ZG1"X11	28	
CT4520	M45x2	ZG1.1/4"X11	35	
CT5224	M52x2	ZG1.1/2"X11	42	
CT20S08	M20x1.5	ZG1/2"X14	12	
CT22S06	M22x1.5	ZG3/8"X19	14	
CT22S08	M22x1.5	ZG1/2"X14	14	
CT24S08	M24x1.5	ZG1/2"X14	16	
CT30S12	M30x2	ZG3/4"x14	20	
CT36S12	M36x2	ZG3/4"x14	25	
CT36S16	M36x2	ZG1"X11	25	
CT42S16	M42x2	ZG1"X11	30	
CT42S20	M42x2	ZG1.1/4"X11	30	
CT52S24	M52x2	ZG1.1/2"X11	38	

### CT-9

90 ELBOW CONNECTOR  
m Metric X m BSPT

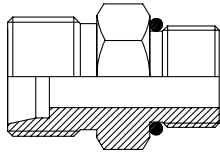


Part No.	Thread		Tube O.D.	
	E	F	D1	
CT12029	M12x1.5	ZG1/8"X28	6	
CT12049	M12x1.5	ZG1/4"X19	6	
CT14049	M14x1.5	ZG1/4"X19	8	
CT16069	M16x1.5	ZG3/8"X19	10	
CT18049	M18x1.5	ZG1/4"X19	12	
CT18069	M18x1.5	ZG3/8"X19	12	
CT18089	M18x1.5	ZG1/2"X14	12	
CT22069	M22x1.5	ZG3/8"X19	15	
CT22089	M22x1.5	ZG1/2"X14	12	
CT26089	M26x1.5	ZG1/2"X14	18	
CT26129	M26x1.5	ZG3/4"X14	18	
CT30129	M30x2	ZG3/4"X14	22	
CT30169	M30x2	ZG1"X11	22	
CT33169	M33x2	ZG1"X11	25	
CT45209	M45x2	ZG1.1/4"X11	35	
CT52249	M52x2	ZG1.1/2"X11	42	
CT14S049	M14x1.5	ZG1/4"X19	6	
CT16S049	M16x1.5	ZG1/4"X19	8	
CT18S069	M18x1.5	ZG3/8"X19	10	
CT20S049	M20x1.5	ZG1/4"X19	12	
CT20S069	M20x1.5	ZG3/8"X19	12	
CT22S069	M22x1.5	ZG3/8"X19	14	
CT22S089	M22x1.5	ZG1/2"X14	14	
CT24S069	M24x1.5	ZG3/8"X19	16	
CT24S089	M24x1.5	ZG1/2"X14	16	
CT30S089	M30x2	ZG1/2"X14	20	

# ADAPTORS AND TUBE FITTINGS - DIN 2353 Bite Type

## CO

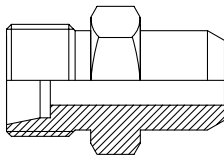
MALE CONNECTOR  
m Metric X m SAE



Part No.	Thread		Tube O.D.	
	E	F	D1	
CO1404	M14x1.5	U7/16"X20	8	
CO1604	M16x1.5	U7/16"X20	10	
CO1806	M18x1.5	U9/16"X18	12	
CO1808	M18x1.5	U3/4"X16	12	
CO2208	M22x1.5	U3/4"X16	15	
CO2210	M22x1.5	U7/8"X14	15	
CO2608	M26x1.5	U3/4"X16	18	
CO2610	M26x1.5	U7/8"X14	18	
CO3008	M30x2	U3/4"X16	22	
CO3012	M30x2	U1.1/16"X12	22	
CO3016	M30x2	U1.5/16"X12	22	
CO3612	M36x2	U1.1/16"X12	28	
CO3616	M36x2	U1.5/16"X12	28	
CO5220	M52x2	U1.5/8"X12	42	
CO20S08	M20x1.5	U3/4"X16	12	
CO24S08	M24x1.5	U3/4"X16	16	
CO24S10	M24x1.5	U7/8"X14	16	
CO30S12	M30x2	U1.1/16"X12	20	
CO36S12	M36x2	U1.1/16"X12	25	
CO36S16	M36x2	U1.5/16"X12	25	
CO42S20	M42x2	U1.5/8"X12	30	
CO52S20	M52x2	U1.5/8"X12	38	

## CW

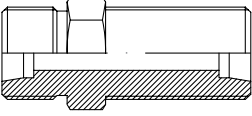
WELD MALE CONNECTOR  
m Metric X Weld Tube



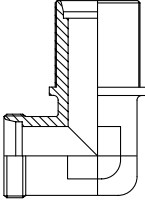
Part No.	Thread		Tube O.D.	
	E		D1	
CW1206	M12x1.5		6	
CW1408	M14x1.5		8	
CW1610	M16x1.5		10	
CW1812	M18x1.5		12	
CW2622	M26x1.5		18	
CW3022	M30x2		22	
CW3025	M30x2		22	
CW3328	M33x2		25	
CW4535	M45x2		35	
CW5242	M52x2		42	
CW20S12	M20x1.5		12	
CW24S16	M24x1.5		16	
CW30S20	M30x2		20	
CW36S25	M36x2		25	
CW42S30	M42x2		30	
CW52S38	M52x2		38	

# ADAPTORS AND TUBE FITTINGS - DIN 2353 Bite Type

## C6

BULKHEAD UNION Metric	Part No.	Thread		Tube O.D.	
		E	F	D1	D2
	C614	M14x1.5	M14x1.5	8	8
	C616	M16x1.5	M16x1.5	10	10
	C618	M18x1.5	M18x1.5	12	12
	C622	M22x1.5	M22x1.5	15	15
	C626	M26x1.5	M26x1.5	18	18
	C630	M30x2	M30x2	22	22
	C636	M36x2	M36x2	28	28
	C645	M45x2	M45x2	35	35
	C652	M52x2	M52x2	42	42
	C618S	M18x1.5	M18x1.5	10	10
	C620S	M20x1.5	M20x1.5	12	12
	C622S	M22x1.5	M22x1.5	14	14
	C624S	M24x1.5	M24x1.5	16	16
	C630S	M30x2	M30x2	20	20
	C636S	M36x2	M36x2	25	25
	C642S	M42x2	M42x2	30	30
	C652S	M52x2	M52x2	38	38

## C6-9

BULKHEAD ELBOW UNION Metric	Part No.	Thread		Tube O.D.	
		E	F	D1	D2
	C6149	M14x1.5	M14x1.5	8	8
	C6169	M16x1.5	M16x1.5	10	10
	C6189	M18x1.5	M18x1.5	12	12
	C6229	M22x1.5	M22x1.5	15	15
	C6269	M26x1.5	M26x1.5	18	18
	C6309	M30x2	M30x2	22	22
	C6369	M36x2	M36x2	28	28
	C6459	M45x2	M45x2	35	35
	C6529	M52x2	M52x2	42	42
	C618S9	M18x1.5	M18x1.5	10	10
	C620S9	M20x1.5	M20x1.5	12	12
	C622S9	M22x1.5	M22x1.5	14	14
	C624S9	M24x1.5	M24x1.5	16	16
	C630S9	M30x2	M30x2	20	20
	C636S9	M36x2	M36x2	25	25
	C642S9	M42x2	M42x2	30	30
	C652S9	M52x2	M52x2	38	38

## CH6-9

BULKHEAD ELBOW UNION m Metric x m Metric flat	Part No.	Thread		Tube O.D.	
		E	F	D1	D2
	CH612109	M12x1.5	M10x1.5	6	
	CH614129	M14x1.5	M12x1.5	8	
	CH616149	M16x1.5	M14x1.5	10	
	CH618169	M18x1.5	M16x1.5	12	
	CH622189	M22x1.5	M18x1.5	15	
	CH626229	M26x1.5	M22x1.5	18	
	CH624S229	M24x1.5	M22x1.5	16	
	CH642S429	M45x2	M42x2	30	

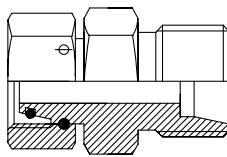
# ADAPTORS AND TUBE FITTINGS - DIN 2353 Bite Type

## HC2

SWIVEL CONNECTOR m Metric flat x f Metric	Part No.	Thread		Tube O.D.	
		E	F	D1	
	HC21214	M12x1.5	M14x1.5	6	
	HC21216	M12x1.5	M16x1.5	6	
	HC21416	M14x1.5	M16x1.5	8	
	HC21418	M14x1.5	M18x1.5	8	
	HC21618	M16x1.5	M18x1.5	10	
	HC21622	M16x1.5	M22x1.5	10	
	HC21822	M18x1.5	M22x1.5	12	
	HC22226	M22x1.5	M26x1.5	15	
	HC22630	M26x1.5	M30x2	18	
	HC22636	M26x1.5	M36x2	18	
	HC23036	M30x2	M36x2	22	
	HC23345	M33x2	M45x2	22	
	HC24552	M45x2	M52x2	35	
	HC21416S	M14x1.5	M16x1.5	6	
	HC21418S	M14x1.5	M18x1.5	6	
	HC21420S	M14x1.5	M20x1.5	6	
	HC21618S	M16x1.5	M18x1.5	8	
	HC21620S	M16x1.5	M20x1.5	8	
	HC21622S	M16x1.5	M22x1.5	8	
	HC21820S	M18x1.5	M20x1.5	10	
	HC21822S	M18x1.5	M22x1.5	10	
	HC22022S	M20x1.5	M22x1.5	12	
	HC22230S	M22x1.5	M30x2	14	
	HC22430S	M24x1.5	M30x2	16	
	HC23042S	M30x2	M42x2	20	
	HC23342S	M33x2	M42x2	22	
	HC23352S	M33x2	M52x2	22	
	HC24252S	M42x2	M52x2	30	

## C2-W

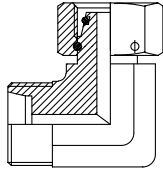
SWIVEL CONNECTOR m Metric X f Metric	Part No.	Thread		Tube O.D.	
		E	F	D1	D2
	C212W	M12x1.5	M14x1.5	6	6
	C21416W	M14x1.5	M16x1.5	8	8
	C214W	M14x1.5	M16x1.5	8	8
	C216W	M16x1.5	M16x1.5	10	10
	C21618W	M16x1.5	M18x1.5	10	10
	C218W	M18x1.5	M18x1.5	12	12
	C222W	M22x1.5	M20x1.5	15	15
	C226W	M26x1.5	M18x1.5	18	18
	C230W	M30x2	M16x1.5	22	22
	C236W	M36x2	M16x1.5	28	28
	C245W	M45x2	M16x1.5	35	35
	C252W	M52x2	M16x1.5	42	42
	C214SW	M14x1.5	M18x1.5	6	6
	C216SW	M16x1.5	M18x1.5	8	8
	C218SW	M18x1.5	M18x1.5	10	10
	C220SW	M20x1.5	M20x1.5	12	12
	C222SW	M22x1.5	M22x1.5	14	14
	C224SW	M24x1.5	M22x1.5	16	16
	C230SW	M30x2	M24x1.5	20	20
	C236SW	M36x2	M26x1.5	25	25
	C242SW	M42x2	M26x1.5	30	30
	C252SW	M52x2	M30x2	30	30



# ADAPTORS AND TUBE FITTINGS - DIN 2353 Bite Type

## C2-9W

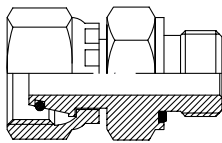
90° SWIVEL CONNECTOR  
m Metric X f Metric



Part No.	Thread		Tube O.D.	
	E	F	D1	D2
C2129W	M12x1.5	M12x1.5	6	6
C2149W	M14x1.5	M14x1.5	12	12
C2169W	M16x1.5	M16x1.5	10	10
C2189W	M18x1.5	M18x1.5	12	12
C2229W	M22x1.5	M22x1.5	15	15
C2269W	M26x1.5	M26x1.5	18	18
C2309W	M30x2	M30x2	22	22
C2369W	M36x2	M36x2	28	28
C2459W	M45x2	M45x2	35	35
C2529W	M52x2	M52x2	42	42
C214S9W	M14x1.5	M14x1.5	6	6
C216S9W	M16x1.5	M16x1.5	8	8
C218S9W	M18x1.5	M18x1.5	10	10
C220S9W	M20x1.5	M20x1.5	12	12
C222S9W	M22x1.5	M22x1.5	14	14
C224S9W	M24x1.5	M24x1.5	16	16
C230S9W	M30x2	M30x2	20	20
C236S9W	M36x2	M36x2	25	25
C242S9W	M45x2	M45x2	30	30
C252S9W	M52x2	M52x2	38	38

## BC2-S

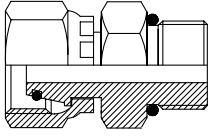
SWIVEL CONNECTOR  
m BSP X f Metric



Part No.	Thread		Tube O.D.	
	E	F	D1	D2
BC20212S	G1/8"X28	M12x1.5	6	
BC20414S	G1/4"X19	M14x1.5	8	
BC20416S	G1/4"X19	M16x1.5	10	
BC20616S	G3/8"X19	M16x1.5	10	
BC20618S	G3/8"X19	M18x1.5	12	
BC20818S	G1/2"X14	M18x1.5	12	
BC20822S	G1/2"X14	M22x1.5	15	
BC20826S	G1/2"X14	M26x1.5	18	
BC21226S	G3/4"X14	M26x1.5	18	
BC21230S	G3/4"X14	M30x2	22	
BC21636S	G1"X11	M36x2	28	
BC22045S	G1 1/4"X11	M45x2	35	
BC22452S	G1 1/2"X11	M52x2	42	
BC20618SS	G3/8"X19	M18x1.5	10	
BC20620SS	G3/8"X19	M20x1.5	12	
BC20820SS	G1/2"X14	M20x1.5	12	
BC20822SS	G1/2"X14	M22x1.5	14	
BC20824SS	G1/2"X14	M24x1.5	16	
BC21230SS	G3/4"X14	M30x2	20	
BC21636SS	G1"X11	M36x2	25	
BC22042SS	G1 1/4"X11	M42x2	30	
BC22452SS	G1 1/2"X11	M52x2	38	

**GC2-WS**

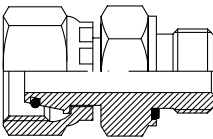
SWIVEL CONNECTOR  
m BSP X f Metric



Part No.	Thread		Tube O.D.	
	E	F	D1	
GC20212WS	G1/8"X28	M12x1.5	6	
GC20414WS	G1/4"X19	M14x1.5	8	
GC20416WS	G1/4"X19	M16x1.5	10	
GC20618WS	G3/8"X19	M18x1.5	12	
GC20822WS	G1/2"X14	M22x1.5	15	
GC21230WS	G3/4"X14	M30x2	22	
GC21636WS	G1"X11	M36x2	28	
GC22045WS	G1 1/4"X11	M45x2	35	
GC22452WS	G1 1/2"X11	M52x2	42	
GC20620SWS	G3/8"X19	M20x1.5	12	
GC20822SWS	G1/2"X14	M22x1.5	14	
GC20824SWS	G1/2"X14	M24x1.5	16	
GC21230SWS	G3/4"X14	M30x2	20	
GC21636SWS	G1"X11	M36x2	25	
GC22042SWS	G1 1/4"X11	M42x2	30	
GC22452SWS	G1 1/2"X11	M52x2	38	

**MC2-WS**

SWIVEL CONNECTOR  
m Metric X f Metric

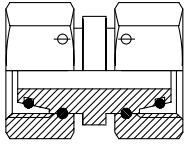


Part No.	Thread		Tube O.D.	
	E	F	D1	
MC21012WS	M10x1.5	M12x1.5	6	
MC21214WS	M12x1.5	M14x1.5	8	
MC21416WS	M14x1.5	M16x1.5	10	
MC21618WS	M16x1.5	M18x1.5	12	
MC21822WS	M18x1.5	M22x1.5	15	
MC22226WS	M22x1.5	M26x1.5	18	
MC22630WS	M26x1.5	M30x2	22	
MC23336WS	M33x2	M36x2	28	
MC24245WS	M42x2	M45x2	35	
MC24852WS	M48x2	M52x2	42	
MC21214SWS	M12x1.5	M14x1.5	6	
MC21416SWS	M14x1.5	M16x1.5	8	
MC21618SWS	M14x1.5	M18x1.5	10	
MC21820SWS	M16x1.5	M20x1.5	12	
MC22022SWS	M20x1.5	M22x1.5	14	
MC22224SWS	M22x1.5	M24x1.5	16	
MC22730SWS	M27x1.5	M30x2	20	
MC23336SWS	M33x2	M36x2	25	
MC24242SWS	M42x2	M42x2	30	
MC24852SWS	M48x2	M52x2	38	

# ADAPTORS AND TUBE FITTINGS - DIN 2353 Bite Type

## C3-W

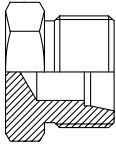
SWIVEL CONNECTOR  
f Metric X f Metric



Part No.	Thread		Tube O.D.	
	E	F	D1	D2
C312W	M12x1.5	M12x1.5	6	6
C314W	M14x1.5	M14x1.5	8	8
C316W	M16x1.5	M16x1.5	10	10
C318W	M18x1.5	M18x1.5	12	12
C322W	M22x1.5	M22x1.5	15	15
C326W	M26x1.5	M26x1.5	18	18
C330W	M30x2	M30x2	22	22
C336W	M36x2	M36x2	28	28
C345W	M45x2	M45x2	35	35
C352W	M52x2	M52x2	42	42
C318SW	M18x1.5	M18x1.5	10	10
C320SW	M20x1.5	M20x1.5	12	12
C322SW	M22x1.5	M22x1.5	14	14
C324SW	M24x1.5	M24x1.5	16	16
C330SW	M30x2	M30x2	20	20
C336SW	M36x2	M36x2	25	25
C342SW	M42x2	M42x2	30	30
C352SW	M52x2	M52x2	38	38

## C4

PLUG  
Metric

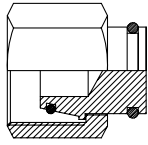


Part No.	Thread	Tube O.D.
	E	D1
C412	M12x1.5	6
C414	M14x1.5	8
C416	M16x1.5	10
C418	M18x1.5	12
C422	M22x1.5	15
C426	M26x1.5	18
C430	M30x2	22
C436	M36x2	28
C445	M45x2	35
C452	M52x2	42
C414S	M14x1.5	6
C416S	M16x1.5	8
C418S	M18x1.5	10
C420S	M20x1.5	12
C422S	M22x1.5	14
C424S	M24x1.5	16
C430S	M30x2	20
C436S	M36x2	25
C442S	M42x2	30
C452S	M52x2	38

# ADAPTORS AND TUBE FITTINGS - DIN 2353 Bite Type

## C9

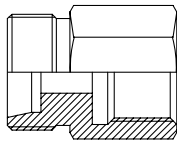
SWIVEL CUP  
Metric



Part No.	Thread		Tube O.D.
	E		D1
C912	M12x1.5		6
C914	M14x1.5		8
C916	M16x1.5		10
C918	M18x1.5		12
C922	M22x1.5		15
C926	M26x1.5		18
C930	M30x2		22
C936	M36x2		28
C945	M45x2		35
C952	M52x2		42
C914S	M14x1.5		6
C916S	M16x1.5		8
C918S	M18x1.5		10
C920S	M20x1.5		12
C922S	M22x1.5		14
C924S	M24x1.5		16
C930S	M30x2		20
C936S	M36x2		25
C942S	M42x2		30
C952S	M52x2		38

## CB5

MALE/FEMALE CONNECTOR  
m Metric X f BSP



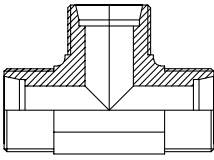
Part No.	Thread		Tube O.D.	
	E	F	D1	
CB51202	M12x1.5	G1/8"X28	6	
CB51204	M12x1.5	G1/4"X19	6	
CB51404	M14x1.5	G1/4"X19	8	
CB51408	M14x1.5	G1/2"X14	8	
CB51604	M16x1.5	G1/4"X19	10	
CB51608	M16x1.5	G1/2"X14	10	
CB51804	M18x1.5	G1/4"X19	12	
CB51806	M18x1.5	G3/8"X19	12	
CB51808	M18x1.5	G1/2"X14	12	
CB52206	M22x1.5	G3/8"X19	15	
CB52208	M22x1.5	G1/2"X14	15	
CB52608	M26x1.5	G1/2"X14	18	
CB53012	M30x2	G3/4"X14	22	
CB53316	M33x2	G1"X11	25	
CB54520	M45x2	G1.1/4"X11	35	
CB55224	M52x2	G1.1/2"X11	42	
CB514S04	M14x1.5	G1/4"X19	6	
CB516S04	M16x1.5	G1/4"X19	6	
CB518S06	M18x1.5	G3/8"X19	10	
CB520S06	M20x1.5	G3/8"X19	12	
CB520S08	M20x1.5	G1/2"X14	12	
CB522S08	M22x1.5	G1/2"X14	14	
CB524S08	M24x1.5	G1/2"X14	16	
CB530S12	M30x2	G3/4"X14	20	
CB533S16	M33x2	G1"X11	22	
CB542S20	M42x2	G1.1/4"X11	30	
CB552S24	M52x2	G1.1/2"X11	38	



# ADAPTORS AND TUBE FITTINGS - DIN 2353 Bite Type

## CA

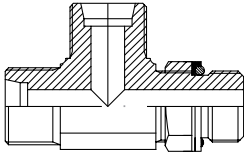
MALE TEE  
Metric



Part No.	Thread			Tube O.D.		
	E	F	G	D1	D2	D3
CA12	M12x1.5	M12x1.5	M12x1.5	6	6	6
CA14	M14x1.5	M14x1.5	M14x1.5	8	8	8
CA16	M16x1.5	M16x1.5	M16x1.5	10	10	10
CA18	M18x1.5	M18x1.5	M18x1.5	12	12	12
CA22	M22x1.5	M22x1.5	M22x1.5	15	15	15
CA26	M26x1.5	M26x1.5	M26x1.5	18	18	18
CA30	M30x2	M30x2	M30x2	22	22	22
CA36	M36x2	M36x2	M36x2	28	28	28
CA45	M45x2	M45x2	M45x2	35	35	35
CA52	M52x2	M52x2	M52x2	42	42	42
CA14	M14x1.5	M14x1.5	M14x1.5	6	6	6
CA16	M16x1.5	M16x1.5	M16x1.5	8	8	8
CA18	M18x1.5	M18x1.5	M18x1.5	10	10	10
CA20	M20x1.5	M20x1.5	M20x1.5	12	12	12
CA22	M22x1.5	M22x1.5	M22x1.5	14	14	14
CA24	M24x1.5	M24x1.5	M24x1.5	16	16	16
CA30	M30x2	M30x2	M30x2	20	20	20
CA36	M36x2	M36x2	M36x2	25	25	25
CA42	M42x2	M42x2	M42x2	30	30	30
CA52	M52x2	M52x2	M52x2	38	38	38

## CCHA-OG

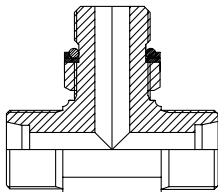
ADJUSTABLE RUN TEE  
m Metric X m Metric



Part No.	Thread		Tube O.D.
	E, F	G	
CCHA141412OG	M14x1.5	M12x1.5	8
CCHA161614OG	M16x1.5	M14x1.5	10
CCHA181816OG	M18x1.5	M16x1.5	12
CCHA222218OG	M22x1.5	M18x1.5	15
CCHA262622OG	M26x1.5	M22x1.5	18
CCHA303027OG	M30x2	M27x1.5	22
CCHA363633OG	M36x2	M30x2	28
CCHA2424S22OG	M24x1.5	M22x1.5	16
CCHA3030S27OG	M30x2	M27x1.5	20
CCHA3636S33OG	M36x2	M33x2	25
CCHA4242S42OG	M42x2	M42x2	30

## CHCA-OG

ADJUSTABLE BRANCH TEE  
m Metric X m flat Metric X m Metric



Part No.	Thread		Tube O.D.
	E	G	
CHCA141214OG	M14x1.5	M12x1.5	8
CHCA161416OG	M16x1.5	M14x1.5	10
CHCA181618OG	M18x1.5	M16x1.5	12
CHCA221822OG	M22x1.5	M18x1.5	15
CHCA262226OG	M26x1.5	M22x1.5	18
CHCA302730OG	M30x2	M27x1.5	22
CHCA363336OG	M36x2	M33x2	28
CHCA20S1820SOG	M20x1.5	M18x1.5	12
CHCA24S2224SOG	M24x1.5	M22x1.5	16
CHCA36S3336SOG	M36x2	M33x2	25
CHCA42S4242SOG	M42x2	M42x2	30

## ADAPTORS AND TUBE FITTINGS - DIN 2353 Bite Type

### COCA-OG

ADJUSTABLE BRANCH TEE m Metric X m SAE X m Metric	Part No.	Thread		Tube O.D.	Bolt
		E	F		
	COCA1202120G	M12x1.5	G1/8"X28	6	02
	COCA1404140G	M14x1.5	G1/4"X19	8	04
	COCA1604160G	M16x1.5	G1/4"X19	10	04
	COCA1806180G	M18x1.5	G3/8"X19	12	06
	COCA2208220G	M22x1.5	G1/2"X14	15	08
	COCA2608260G	M26x1.5	G1/2"X14	18	08
	COCA3012300G	M30x2	G3/4"X14	22	12
	COCA14S0414SOG	M14x1.5	G1/4"X19	6	04
	COCA16S0416SOG	M16x1.5	G1/4"X19	8	04
	COCA18S0618SOG	M18x1.5	G3/8"X19	10	06
	COCA20S0620SOG	M20x1.5	G3/8"X19	12	06
	COCA22S0822SOG	M22x1.5	G1/2"X14	14	08
	COCA24S0824SOG	M24x1.5	G1/2"X14	16	08
	COCA30S1230SOG	M30x2	G3/4"X14	20	12

### CHCA-OG

ADJUSTABLE BRANCH TEE m Metric X m BSP X m Metric	Part No.	Thread		Tube O.D.	
		E	F	D1	
	CHCAOG	M12x1.5	G1/8"X28	6	
	CHCAOG	M14x1.5	G1/4"X19	8	
	CHCAOG	M16x1.5	G1/4"X19	10	
	CHCAOG	M18x1.5	G3/8"X19	12	
	CHCAOG	M22x1.5	G1/2"X14	15	
	CHCAOG	M26x1.5	G1/2"X14	18	
	CHCAOG	M30x2	G3/4"X14	22	
	CHCAOG	M36x2	G1"X11	28	

### CU

Branch Tee Swivel Metric	Part No.	Thread	Tube O.D.		
		E	D1	D2	D3
	CU12	M12x1.5	6	6	6
	CU14	M14x1.5	8	8	8
	CU16	M16x1.5	10	10	10
	CU18	M18x1.5	12	12	12
	CU22	M22x1.5	15	15	15
	CU26	M26x1.5	18	18	18
	CU30	M30x2	22	22	22
	CU36	M36x2	28	28	28
	CU45	M45x2	35	35	35
	CU52	M52x2	42	42	42
	CU20	M20x1.5	12	12	12
	CU24	M24x1.5	16	16	16
	CU30	M30x2	20	20	20
	CU36	M36x2	25	25	25
	CU42	M42x2	30	30	30
	CU52	M52x2	38	38	38

## ADAPTORS AND TUBE FITTINGS - DIN 2353 Bite Type

### CR

Run Tee Swivel Metric	Part No.	Thread	Tube O.D.		
		E,G	D1	D2	D3
	CR12	M12x1.5	6	6	6
	CR14	M14x1.5	8	8	8
	CR16	M16x1.5	10	10	10
	CR18	M18x1.5	12	12	12
	CR22	M22x1.5	15	15	15
	CR26	M26x1.5	18	18	18
	CR30	M30x2	22	22	22
	CR36	M36x2	28	28	28
	CR45	M45x2	35	35	35
	CR52	M52x2	42	42	42
	CR14S	M14x1.5	6	6	6
	CR16S	M16x1.5	8	8	8
	CR18S	M18x1.5	10	10	10
	CR20S	M20x1.5	12	12	12
	CR24S	M24x1.5	16	16	16
	CR30S	M30x2	20	20	20
	CR36S	M36x2	25	25	25
	CR42S	M42x2	30	30	30
	CR52S	M52x2	38	38	38

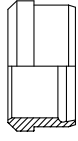
### CX

MALE CROSS Metric	Part No.	Thread	Tube O.D.		
		E	D1,D2	D3	D4
	CX16	M16x1.5	10	10	10
	CX18	M18x1.5	12	12	12
	CX22	M22x1.5	15	15	15
	CX26	M26x1.5	18	18	18
	CX30	M30x2	22	22	22
	CX36	M36x2	28	28	28
	CX45	M45x2	35	35	35
	CX52	M52x2	42	42	42
	CX20S	M20x1.5	12	12	12
	CX22S	M22x1.5	14	14	14
	CX24S	M24x1.5	16	16	16
	CX30S	M30x2	20	20	20
	CX36S	M36x2	25	25	25
	CX42S	M42x2	30	30	30
	CX52S	M52x2	38	38	38

## ADAPTORS AND TUBE FITTINGS - DIN 2353 Bite Type

### R-L/S

CUTTING RING  
DIN 2353



Part No.	Tube O.D.	
	D1	
R06L	6	
R08L	8	
R10L	10	
R12L	12	
R15L	15	
R18L	18	
R22L	22	
R28L	28	
R42L	42	
R14S	14	
R16S	16	
R20S	20	
R25S	25	
R30S	30	
R38S	38	

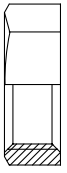
### N-L/S

CUTTING RING  
DIN 2353

Part No.	Thread		Tube O.D.	
	E		D1	
N12L	M12x1.5		6	
N14L	M14x1.5		8	
N16L	M16x1.5		10	
N18L	M18x1.5		12	
N22L	M22x1.5		15	
N26L	M26x1.5		18	
N30L	M30x2		22	
N36L	M36x2		28	
N45L	M45x2		35	
N52L	M52x2		48	
N14S	M14x1.5		6	
N16S	M16x1.5		8	
N18S	M18x1.5		10	
N20S	M20x1.5		12	
N22S	M22x1.5		14	
N24S	M24x1.5		16	
N30S	M30x2		20	
N36S	M36x2		25	
N42S	M45x2		30	
N52S	M52x2		38	

# ADAPTORS AND TUBE FITTINGS - DIN 2353 Bite Type

## C8

LOCK NUT Metric	Part No.	Thread			
		E			
	C810	M10x1			
	C812	M12x1.5			
	C814	M14x1.5			
	C816	M16x1.5			
	C818	M18x1.5			
	C820	M20x1.5			
	C822	M22x1.5			
	C824	M24x1.5			
	C826	M26x1.5			
	C827	M27x1.5			
	C833	M33x2			
	C842	M42x2			
	C845	M45x2			
	C848	M48x2			
	C852	M52x2			
	C830S	M30x2			
	C836S	M36x2			

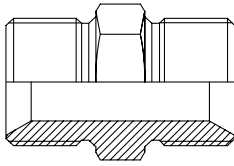
## WC2

WELD NIPPLE	Part No.	Thread		Tube O.D.	
				D1	
	WC2			6	
	WC2			8	
	WC2			10	
	WC2			12	
	WC2			15	
	WC2			18	
	WC2			22	
	WC2			28	
	WC2			35	
	WC2			48	
	WC2			6	
	WC2			8	
	WC2			10	
	WC2			12	
	WC2			14	
	WC2			16	
	WC2			20	
	WC2			25	
	WC2			30	
	WC2			38	
	WC2			6	
	WC2			8	
	WC2			10	
	WC2			12	
	WC2			14	
	WC2			16	
	WC2			20	
	WC2			25	
	WC2			30	
	WC2			38	

# ADAPTORS AND TUBE FITTINGS - BSP

## B

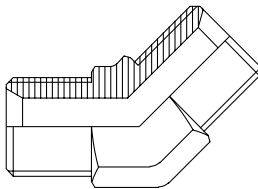
MALE CONNECTOR  
m BSP X m BSP



Part No.	Thread			
	E	F		
B02	G1/8"X28	G1/8"X28		
B0402	G1/4"X19	G1/8"X28		
B04	G1/4"X19	G1/4"X19		
B0604	G3/8"X19	G1/4"X19		
B06	G3/8"X19	G3/8"X19		
B0806	G1/2"X14	G3/8"X19		
B08	G1/2"X14	G1/2"X14		
B1008	G5/8"X14	G1/2"X14		
B10	G5/8"X14	G5/8"X14		
B1208	G3/4"X14	G1/2"X14		
B12	G3/4"X14	G3/4"X14		
B1612	G1"X11	G3/4"X14		
B16	G1"X11	G1"X11		
B2016	G1 1/4"X11	G1"X11		
B20	G1 1/4"X11	G1 1/4"X11		
B2420	G1 1/1"X11	G1 1/4"X11		
B24	G1 1/1"X11	G1 1/1"X11		
B3224	G2"X11	G1 1/1"X11		
B32	G2"X11	G2"X11		

## B-4

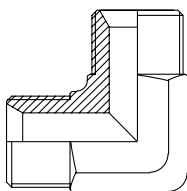
45° ELBOW CONNECTOR  
m BSP X m BSP



Part No.	Thread			
	E	F		
B024	G1/8"X28	G1/8"X28		
B044	G1/4"X19	G1/4"X19		
B064	G3/8"X19	G3/8"X19		
B084	G1/2"X14	G1/2"X14		
B124	G3/4"X14	G3/4"X14		
B164	G1"X11	G1"X11		
B204	G1 1/4"X11	G1 1/4"X11		
B244	G1 1/2"X11	G1 1/2"X11		
B324	G2"X11	G2"X11		

## B-9

90° ELBOW CONNECTOR  
m BSP X m BSP

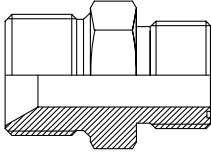


Part No.	Thread			
	E	F		
B029	G1/8"X28	G1/8"X28		
B049	G1/4"X19	G1/4"X19		
B069	G3/8"X19	G3/8"X19		
B089	G1/2"X14	G1/2"X14		
B129	G3/4"X14	G3/4"X14		
B169	G1"X11	G1"X11		
B209	G1 1/4"X11	G1 1/4"X11		
B249	G1 1/2"X11	G1 1/2"X11		
B329	G2"X11	G2"X11		

## ADAPTORS AND TUBE FITTINGS - BSP

### BF

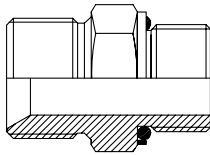
MALE CONNECTOR  
m BSP X m ORFS



Part No.	Thread			
	E	F		
BF04	G1/4"X19	U9/16"X18		
BF06	G3/8"X19	U11/16"X16		
BF08	G1/2"X14	U13/16"X16		
BF12	G3/4"X14	U1 3/16"X12		
BF16	G1"X11	U1 7/16"X12		
BF20	G1.1/4"X11	U1 11/16"X12		

### BG

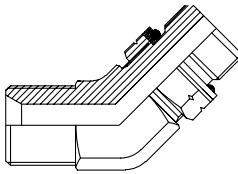
MALE CONNECTOR  
m BSP X m BSP



Part No.	Thread			
	E	F		
BG02	G1/8"X28	G1/8"X28		
BG04	G1/4"X19	G1/4"X19		
BG06	G3/8"X19	G3/8"X19		
BG08	G1/2"X14	G1/2"X14		
BG12	G3/4"X14	G3/4"X14		
BG16	G1"X11	G1"X11		
BG20	G1 1/4"X11	G1 1/4"X11		
BG24	G1 1/2"X11	G1 1/2"X11		

### BG-40G

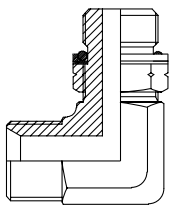
ADJUSTABLE 45° ELBOW  
m BSP X m BSP



Part No.	Thread			
	E	F		
BG0440G	G1/4"X19	G1/4"X19		
BG0640G	G3/8"X19	G3/8"X19		
BG0840G	G1/2"X14	G1/2"X14		
BG1240G	G3/4"X14	G3/4"X14		
BG1640G	G1"X11	G1"X11		
BG2040G	G1 1/4"X11	G1 1/4"X11		
BG2440G	G1 1/2"X11	G1 1/2"X11		

### BG-90G

ADJUSTABLE 90° ELBOW  
m BSP X m BSP

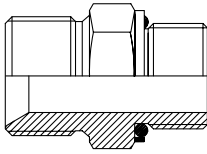


Part No.	Thread			
	E	F		
BG0490G	G1/4"X19	G1/4"X19		
BG040690G	G1/4"X19	G3/8"X19		
BG0690G	G3/8"X19	G3/8"X19		
BG060890G	G3/8"X19	G1/2"X14		
BG0890G	G1/2"X14	G1/2"X14		
BG081290G	G1/2"X14	G3/4"X14		
BG1290G	G3/4"X14	G3/4"X14		
BG121690G	G3/4"X14	G1"X11		
BG1690G	G1"X11	G1"X11		
BG201690G	G1.1/4"X11	G1"X11		
BG2090G	G1.1/4"X11	G1.1/4"X11		
BG2490G	G1.1/2"X11	G1.1/2"X11		

# ADAPTORS AND TUBE FITTINGS - BSP

## BH

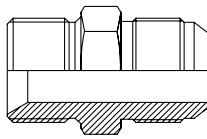
MALE CONNECTOR  
m BSP X m Metric



Part No.	Thread			
	E	F		
BH0210	G1/8"X28	M10x1		
BH0412	G1/4"X19	M12x1.5		
BH0416	G1/4"X19	M16x1.5		
BH0616	G3/8"X19	M16x1.5		
BH0618	G3/8"X19	M18x1.5		
BH0818	G1/2"X14	M18x1.5		
BH0822	G1/2"X14	M22x1.5		
BH1022	G5/8"X14	M22x1.5		
BH1216	G3/4"X14	M16x1.5		
BH1222	G3/4"X14	M22x1.5		
BH1227	G3/4"X14	M27x2		
BH1633	G1"X11	M33x2		
BH2042	G1 1/4"X11	M42x2		
BH2448	G1 1/2"X11	M48x2		

## BJ

MALE CONNECTOR  
m BSP X m JIC



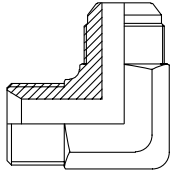
Part No.	Thread			
	E	F		
BJ0204	G1/8"X28	U7/16"X20		
BJ04	G1/4"X19	U7/16"X20		
BJ0402	G1/4"X19	U7/16"X20		
BJ0405	G1/4"X19	U1/2"X20		
BJ0406	G1/4"X19	U9/16"X18		
BJ0408	G1/4"X19	U3/4"X16		
BJ06	G3/8"X19	U9/16"X18		
BJ0604	G3/8"X19	U7/16"X20		
BJ0605	G3/8"X19	U1/2"X20		
BJ0608	G3/8"X19	U3/4"X16		
BJ0612	G3/8"X19	U1.1/16"X12		
BJ08	G1/2"X14	U3/4"X16		
BJ0804	G1/2"X14	U7/16"X20		
BJ0806	G1/2"X14	U9/16"X18		
BJ0810	G1/2"X14	U7/8"X14		
BJ0812	G1/2"X14	U1.1/16"X12		
BJ10	G5/8"X14	U7/8"X14		
BJ1008	G5/8"X14	U3/4"X16		
BJ12	G3/4"X14	U1.1/16"X12		
BJ1208	G3/4"X14	U3/4"X16		
BJ1210	G3/4"X14	U7/8"X14		
BJ1216	G3/4"X14	U1.5/16"X12		
BJ16	G1"X11	U1.5/16"X12		
BJ1612	G1"X11	U1.1/16"X12		
BJ1620	G1"X11	U1.5/8"X12		
BJ20	G1.1/4"X11	U1.5/8"X12		
BJ2016	G1.1/4"X11	U1.5/16"X12		
BJ2024	G1.1/4"X11	U1.7/8"X12		
BJ24	G1.1/2"X11	U1.7/8"X12		
BJ2420	G1.1/2"X11	U1.5/8"X12		
BJ32	G2"X11	U2.1/2"X12		
BJ3224	G2"X11	U1.7/8"X12		



## ADAPTORS AND TUBE FITTINGS - BSP

### BJ-9

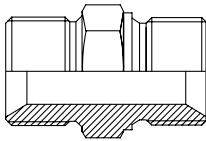
90° ELBOW CONNECTOR  
m BSP X m JIC



Part No.	Thread			
	E	F		
BJ049	G1/4"X19	U7/16"X20		
BJ04059	G1/4"X19	U1/2"X20		
BJ069	G3/8"X19	U9/16"X18		
BJ06089	G3/8"X19	U3/4"X16		
BJ089	G1/2"X14	U3/4"X16		
BJ129	G3/4"X14	U1.1/16"X12		
BJ169	G1"X11	U1.5/16"X12		
BJ209	G1 1/4"X11	U1.5/8"X12		
BJ249	G1 1/2"X11	U1.1/16"X12		

### BM

MALE CONNECTOR  
m BSP X m Metric

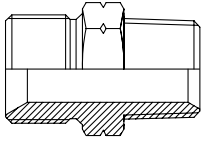


Part No.	Thread			
	E	F		
BM0212	G1/8"X28	M12x1.5		
BM0412	G1/4"X19	M12x1.5		
BM0416	G1/4"X19	M16x1.5		
BM0612	G3/8"X19	M12x1.5		
BM0614	G3/8"X19	M14x1.5		
BM0616	G3/8"X19	M16x1.5		
BM0622	G3/8"X19	M22x1.5		
BM0814	G1/2"X14	M14x1.5		
BM0822	G1/2"X14	M22x1.5		
BM1022	G5/8"X14	M22x1.5		
BM1218	G3/4"X14	M18x1.5		
BM1222	G3/4"X14	M22x1.5		
BM1616	G1"X11	M16x1.5		
BM1622	G1"X11	M22x1.5		

# ADAPTORS AND TUBE FITTINGS - BSP

## BN

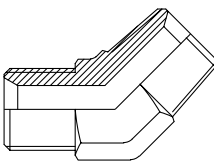
MALE CONNECTOR  
m BSP X m NPT



Part No.	Thread			
	E	F		
BN02	G1/8"X28	Z1/8"X27		
BN0204	G1/8"X28	Z1/4"X18		
BN04	G1/4"X19	Z1/4"X18		
BN0402	G1/4"X19	Z1/8"X27		
BN0406	G1/4"X19	Z3/8"X18		
BN0408	G1/4"X19	Z1/2"X14		
BN06	G3/8"X19	Z3/8"X18		
BN0604	G3/8"X19	Z1/4"X18		
BN0608	G3/8"X19	Z1/2"X14		
BN0612	G3/8"X19	Z3/4"X14		
BN08	G1/2"X14	Z1/2"X14		
BN0804	G1/2"X14	Z1/4"X18		
BN0806	G1/2"X14	Z3/8"X18		
BN0812	G1/2"X14	Z3/4"X14		
BN0816	G1/2"X14	Z1"X11.5		
BN1012	G5/8"X14	Z3/4"X14		
BN12	G3/4"X14	Z3/4"X14		
BN1208	G3/4"X14	Z1/2"X14		
BN1216	G3/4"X14	Z1"X11.5		
BN16	G1"X11	Z1"X11.5		
BN1608	G1"X11	Z1/2"X14		
BN1612	G1"X11	Z3/4"X14		
BN1620	G1"X11	Z1.1/4"X11.5		
BN20	G1.1/4"X11	Z1.1/4"X11.5		
BN2016	G1.1/4"X11	Z1"X11.5		
BN2024	G1.1/4"X11	Z1.1/2"X11.5		
BN24	G1.1/2"X11	Z1.1/2"X11.5		
BN2420	G1.1/2"X11	Z1.1/4"X11.5		
BN2432	G1.1/2"X11	Z2"X11.5		
BN32	G2"X11	Z2"X11.5		

## BN-4

45° ELBOW CONNECTOR  
m BSP X m NPT

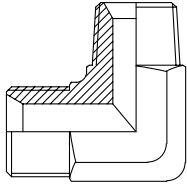


Part No.	Thread			
	E	F		
BN044	G1/4"X19	Z1/4"X18		
BN064	G3/8"X19	Z3/8"X18		
BN084	G1/2"X14	Z1/2"X14		
BN124	G3/4"X14	Z3/4"X14		
BN164	G1"X11	Z1"X11.5		
BN204	G1.1/4"X11	Z1.1/4"X11.5		
BN244	G1.1/2"X11	Z1.1/2"X11.5		

## ADAPTORS AND TUBE FITTINGS - BSP

### BN-9

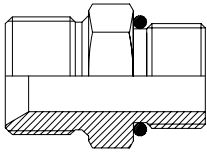
90° ELBOW CONNECTOR  
m BSP X m NPT



Part No.	Thread			
	E	F		
BN049	G1/4"X19	Z1/4"X18		
BN069	G3/8"X19	Z3/8"X18		
BN089	G1/2"X14	Z1/2"X14		
BN08069	G1/2"X14	Z3/8"X18		
BN129	G3/4"X14	Z3/4"X14		
BN12169	G3/4"X14	Z1"X11.5		
BN169	G1"X11	Z1"X11.5		
BN209	G1.1/4"X11	Z1.1/4"X11.5		
BN249	G1.1/2"X11	Z1.1/2"X11.5		
BN329	G2"X11	Z32"X11.5		

### BO

MALE CONNECTOR  
m BSP X m SAE



Part No.	Thread			
	E	F		
B004	G1/4"X19	U7/16"X20		
B00406	G1/4"X19	U9/16"X18		
B00408	G1/4"X19	U3/4"X16		
B006	G3/8"X19	U9/16"X18		
B00604	G3/8"X19	U7/16"X20		
B00610	G3/8"X19	U7/8"X14		
B008	G1/2"X14	U3/4"X16		
B00806	G1/2"X14	U9/16"X18		
B00812	G1/2"X14	U1.1/16"X12		
B010	G5/8"X14	U7/8"X14		
B012	G3/4"X14	U1.1/16"X12		
B016	G1"X11	U1.5/16"X12		
B020	G1.1/4"X11	U1.5/8"X12		
B024	G1.1/2"X11	U1.7/8"X12		
B032	G2"X11	U2.1/2"X12		

### BO-40G

ADJUSTABLE 45° ELBOW  
m BSP X m SAE

Part No.	Thread			
	E	F		
B00440G	G1/4"X19	U7/16"X20		
B00640G	G3/8"X19	U9/16"X18		
B00840G	G1/2"X14	U3/4"X16		
B01240G	G3/4"X14	U1.1/16"X12		
B01640G	G1"X11	U1.5/16"X12		
B02040G	G1.1/4"X11	U1.5/8"X12		
B02440G	G1.1/2"X11	U1.7/8"X12		

### BO-90G

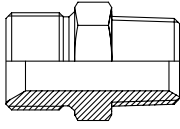
ADJUSTABLE 90° ELBOW  
m BSP X m SAE

Part No.	Thread			
	E	F		
B00490G	G1/4"X19	U7/16"X20		
B00690G	G3/8"X19	U9/16"X18		
B00890G	G1/2"X14	U3/4"X16		
B01290G	G3/4"X14	U1.1/16"X12		
B01690G	G1"X11	U1.5/16"X12		
B02090G	G1.1/4"X11	U1.5/8"X12		

# ADAPTORS AND TUBE FITTINGS - BSP

## BT

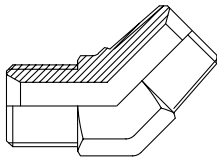
MALE CONNECTOR  
m BSP X m BSP



Part No.	Thread			
	E	F		
BT02	G1/8"X28	R1/8"X28		
BT0204	G1/8"X28	R1/4"X19		
BT04	G1/4"X19	R1/4"X19		
BT0402	G1/4"X19	R1/8"X28		
BT06	G3/8"X19	R3/8"X19		
BT0604	G3/8"X19	R1/4"X19		
BT08	G1/2"X14	R1/2"X14		
BT0806	G1/2"X14	R3/8"X19		
BT1012	G5/8"X14	R3/4"X14		
BT12	G3/4"X14	R3/4"X14		
BT16	G1"X11	R1"X11		
BT20	G1.1/4"X11	R1.1/4"X11		
BT24	G1.1/2"X11	R1.1/2"X11		
BT32	G2"X11	R2"X11		

## BT-4

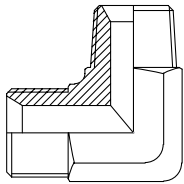
45° ELBOW CONNECTOR  
m BSP X m BSPT



Part No.	Thread			
	E	F		
BT024	G1/8"X28	R1/8"X28		
BT044	G1/4"X19	R1/4"X19		
BT064	G3/8"X19	R3/8"X19		
BT06044	G3/8"X19	R1/4"X19		
BT084	G1/2"X14	R1/2"X14		
BT10084	G5/8"X14	R1/2"X14		
BT124	G3/4"X14	R3/4"X14		
BT164	G1"X11	R1"X11		
BT204	G1.1/4"X11	R1.1/4"X11		
BT244	G1.1/2"X11	R1.1/2"X11		
BT324	G2"X11	R2"X11		

## BT-9

90° ELBOW CONNECTOR  
m BSP X m BSPT

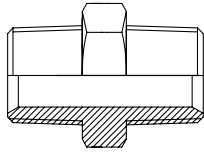


Part No.	Thread			
	E	F		
BT029	G1/8"X28	R1/8"X28		
BT02049	G1/8"X28	R1/4"X19		
BT049	G1/4"X19	R1/4"X19		
BT04029	G1/4"X19	R1/8"X28		
BT069	G3/8"X19	R3/8"X19		
BT06049	G3/8"X19	R1/4"X19		
BT089	G1/2"X14	R1/2"X14		
BT08069	G1/2"X14	R3/8"X19		
BT08129	G1/2"X14	R3/4"X14		
BT10089	G5/8"X14	R1/2"X14		
BT129	G3/4"X14	R3/4"X14		
BT12089	G3/4"X14	R1/2"X14		
BT169	G1"X11	R1"X11		
BT16129	G1"X11	R3/4"X14		
BT209	G1.1/4"X11	R1.1/4"X11		
BT249	G1.1/2"X11	R1.1/2"X11		
BT329	G2"X11	R2"X11		

## ADAPTORS AND TUBE FITTINGS - BSP

### T

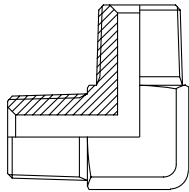
MALE CONNECTOR  
m BSPT X m BSPT



Part No.	Thread			
	E	F		
T02	ZG1/8"X28	ZG1/8"X28		
T0204	ZG1/8"X28	ZG1/4"X19		
T04	ZG1/4"X19	ZG1/4"X19		
T0406	ZG1/4"X19	ZG3/8"X19		
T06	ZG3/8"X19	ZG3/8"X19		
T0608	ZG3/8"X19	ZG1/2"X14		
T08	ZG1/2"X14	ZG1/2"X14		
T1216	ZG3/4"X14	ZG1"X11		
T16	ZG1"X11	ZG1"X11		
T20	ZG1.1/4"X11	ZG1.1/4"X11		
T24	ZG1.1/2"X11	ZG1.1/2"X11		
T32	ZG2"X11	ZG2"X11		

### T-9

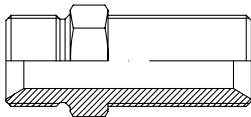
90° ELBOW CONNECTOR  
m BSPT X m BSPT



Part No.	Thread			
	E	F		
T029	ZG1/8"X28	ZG1/8"X28		
T049	ZG1/4"X19	ZG1/4"X19		
T069	ZG3/8"X19	ZG3/8"X19		
T089	ZG1/2"X14	ZG1/2"X14		
T129	ZG3/4"X14	ZG3/4"X14		
T169	ZG1"X11	ZG1"X11		
T209	ZG1.1/4"X11	ZG1.1/4"X11		
T249	ZG1.1/2"X11	ZG1.1/2"X11		
T329	ZG2"X11	ZG2"X11		

### B6

BULKHEAD UNION  
BSP

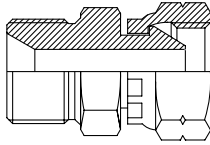


Part No.	Thread			
	E	F		
B604	G1/4"X19	G1/4"X19		
B60402	G1/4"X19	G1/8"X28		
B606	G3/8"X19	G3/8"X19		
B608	G1/2"X14	G1/2"X14		
B610	G5/8"X14	G5/8"X14		
B612	G3/4"X14	G3/4"X14		
B616	G1"X11	G1"X11		
B620	G1.1/4"X11	G1.1/4"X11		
B624	G1.1/2"X11	G1.1/2"X11		
B632	G2"X11	G2"X11		

# ADAPTORS AND TUBE FITTINGS - BSP

## B2

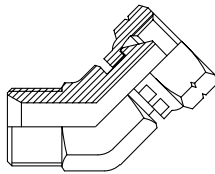
SWIVEL CONNECTOR  
m BSP X f BSP



Part No.	Thread			
	E	F		
B202	G1/8"X28	G1/8"X28		
B20204	G1/8"X28	G1/4"X19		
B204	G1/4"X19	G1/4"X19		
B20406	G1/4"X19	G3/8"X19		
B20408	G1/4"X19	G1/2"X14		
B206	G3/8"X19	G3/8"X19		
B20604	G3/8"X19	G1/4"X19		
B20608	G3/8"X19	G1/8"X28		
B208	G3/8"X19	G1/2"X14		
B210	G5/8"X14	G5/8"X14		
B212	G3/4"X14	G3/4"X14		
B216	G1"X11	G1"X11		
B220	G1.1/4"X11	G1.1/4"X11		
B224	G1.1/2"X11	G1.1/2"X11		
B232	G2"X11	G2"X11		

## B2-4

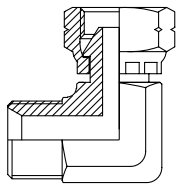
45° SWIVEL CONNECTOR  
m NPT X f BSP



Part No.	Thread			
	E	F		
B2024	G1/8"X28	G1/8"X28		
B2044	G1/4"X19	G1/4"X19		
B2064	G3/8"X19	G3/8"X19		
B2084	G1/2"X14	G1/2"X14		
B2124	G3/4"X14	G3/4"X14		
B2164	G1"X11	G1"X11		
B2204	G1 1/4"X11	G1 1/4"X11		
B2244	G1 1/2"X11	G1 1/2"X11		
B2324	G2"X11	G2"X11		

## B2-9

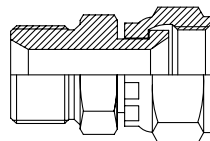
90° SWIVEL CONNECTOR  
m BSP X f BSP



Part No.	Thread			
	E	F		
B2029	G1/8"X28	G1/8"X28		
B2049	G1/4"X19	G1/4"X19		
B2069	G3/8"X19	G3/8"X19		
B2089	G1/2"X14	G1/2"X14		
B2129	G3/4"X14	G3/4"X14		
B2169	G1"X11	G1"X11		
B2209	G1 1/4"X11	G1 1/4"X11		
B2249	G1 1/2"X11	G1 1/2"X11		
B2329	G2"X11	G2"X11		

## BJ2

SWIVEL CONNECTOR  
m BSP X f JIC

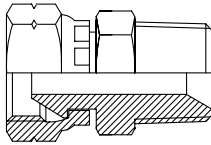


Part No.	Thread			
	E	F		
BJ204	G1/4"X19	U7/16"X20		
BJ206	G3/8"X19	U9/16"X18		
BJ208	G1/2"X14	U3/4"X16		
BJ216	G1"X11	U1.5/16"X12		
BJ220	G1 1/4"X11	U1.5/8"X12		
BJ224	G1 1/2"X11	U1.7/8"X12		
BJ232	G2"X11	U2.1/2"X12		

# ADAPTORS AND TUBE FITTINGS - BSP

## NB2

SWIVEL CONNECTOR  
m NPT X f BSP



Part No.	Thread			
	E	F		
NB204	Z1/4"X18	G1/4"X19		
NB20406	Z1/4"X18	G3/8"X19		
NB20408	Z1/4"X18	G1/2"X14		
NB206	Z3/8"X18	G3/8"X19		
NB20604	Z3/8"X18	G1/4"X19		
NB20608	Z3/8"X18	G1/2"X14		
NB208	Z1/2"X14	G1/2"X14		
NB20806	Z1/2"X14	G3/8"X19		
NB212	Z3/4"X14	G3/4"X14		
NB216	Z1"X11.5	G1"X11		
NB220	Z1.1/4"X11.5	G1.1/4"X11		
NB224	Z1.1/2"X11.5	G1.1/2"X11		
NB232	Z2"X11.5	G2"X11		

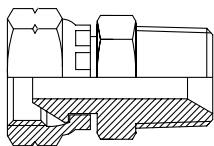
## NB2-9

90° SWIVEL CONNECTOR  
m NPT X f BSP

Part No.	Thread			
	E	F		
NB2049	Z1/4"X18	G1/4"X19		
NB204069	Z1/4"X18	G3/8"X19		
NB204089	Z1/4"X18	G1/2"X14		
NB2069	Z3/8"X18	G3/8"X19		
NB206049	Z3/8"X18	G1/4"X19		
NB206089	Z3/8"X18	G1/2"X14		
NB2089	Z1/2"X14	G1/2"X14		
NB208069	Z1/2"X14	G3/8"X19		
NB2129	Z3/4"X14	G3/4"X14		
NB2169	Z1"X11.5	G1"X11		
NB2209	Z1.1/4"X11.5	G1.1/4"X11		
NB2249	Z1.1/2"X11.5	G1.1/2"X11		

## TB2

SWIVEL CONNECTOR  
m BSPT X f BSP

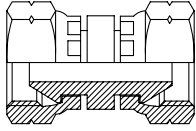


Part No.	Thread			
	E	F		
TB202	ZG1/8"X28	G1/8"X28		
TB20204	ZG1/8"X28	G1/4"X19		
TB204	ZG1/4"X19	G1/4"X19		
TB20406	ZG1/4"X19	G3/8"X19		
TB20408	ZG1/4"X19	G1/2"X14		
TB206	ZG3/8"X19	G3/8"X19		
TB20608	ZG3/8"X19	G1/2"X14		
TB208	ZG1/2"X14	G1/2"X14		
TB212	ZG3/4"X14	G3/4"X14		
TB21216	ZG3/4"X14	G1"X11		
TB216	ZG1"X11	G1"X11		
TB21620	ZG1"X11	G1.1/4"X11		
TB220	ZG1.1/4"X11	G1.1/4"X11		
TB224	ZG1.1/2"X11	G1.1/2"X11		
TB232	ZG2"X11	G2"X11		

# ADAPTORS AND TUBE FITTINGS - BSP

## B3

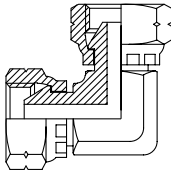
SWIVEL CONNECTOR  
f BSP X f BSP



Part No.	Thread			
	E	F		
B304	G1/4"X19	G1/4"X19		
B306	G3/8"X19	G3/8"X19		
B308	G1/2"X14	G1/2"X14		
B310	G5/8"X14	G5/8"X14		
B312	G3/4"X14	G3/4"X14		
B316	G1"X11	G1"X11		
B320	G1.1/4"X11	G1.1/4"X11		
B324	G1.1/2"X11	G1.1/2"X11		
B332	G2"X11	G2"X11		

## B3-9

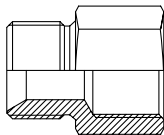
90° SWIVEL CONNECTOR  
f BSP X f BSP



Part No.	Thread			
	E	F		
B3049	G1/4"X19	G1/4"X19		
B3069	G3/8"X19	G3/8"X19		
B306089	G3/8"X19	G1/2"X14		
B3089	G1/2"X14	G1/2"X14		
B3109	G5/8"X14	G5/8"X14		
B3129	G3/4"X14	G3/4"X14		
B3169	G1"X11	G1"X11		
B3209	G1 1/4"X11	G1 1/4"X11		
B3249	G1 1/2"X11	G1 1/2"X11		
B3329	G2"X11	G2"X11		

## B5

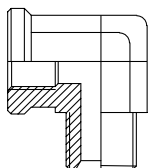
MALE FEMALE CONNECTOR  
m BSP X f BSP



Part No.	Thread			
	E	F		
B50204	G1/8"X28	G1/4"X19		
B50404	G1/4"X19	G1/4"X19		
B50406	G1/4"X19	G3/8"X19		
B50408	G1/4"X19	G1/2"X14		
B50604	G3/8"X19	G1/4"X19		
B50606	G3/8"X19	G3/8"X19		
B50608	G3/8"X19	G1/2"X14		
B50808	G1/2"X14	G1/2"X14		
B50812	G1/2"X14	G3/4"X14		
B512	G3/4"X14	G3/4"X14		
B51216	G3/4"X14	G1"X11		
B516	G1"X11	G1"X11		
B520	G1 1/4"X11	G1 1/4"X11		
B524	G1 1/2"X11	G1 1/2"X11		
B532	G2"X11	G2"X11		

## B5-9

90° MALE FEMALE CONNECTOR  
m BSP X f BSP



Part No.	Thread			
	E	F		
B504049	G1/4"X19	G1/4"X19		
B506069	G3/8"X19	G3/8"X19		
B508089	G1/2"X14	G1/2"X14		
B512129	G3/4"X14	G3/4"X14		
B516169	G1"X11	G1"X11		
B5209	G1.1/4"X11	G1.1/4"X11		
B5249	G1.1/2"X11	G1.1/2"X11		



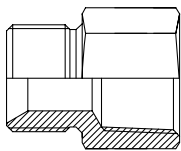
## ADAPTORS AND TUBE FITTINGS - BSP

### BR-5

MALE FEMALE CONNECTOR m BSP X f BSP	Part No.	Thread			
		E	F		
	BR0402	G1/4"X19	G1/8"X28		
	BR0602	G3/8"X19	G1/8"X28		
	BR0604	G3/8"X19	G1/4"X19		
	BR0802	G1/2"X14	G1/8"X28		
	BR0804	G1/2"X14	G1/4"X19		
	BR1206	G3/4"X14	G3/8"X19		
	BR1208	G3/4"X14	G1/2"X14		
	BR1608	G1X11	G1/2"X14		
	BR1612	G1X11	G3/4"X14		
	BR2012	G1 1/4"X11	G3/4"X14		
	BR2016	G1 1/4"X11	G1"X11		
	BR2416	G1 1/2"X11	G1"X11		
	BR2420	G1 1/2"X11	G11/4"X11		
	BR3220	G2"X11	G11/4"X11		
	BR3224	G2"X11	G11/2"X11		

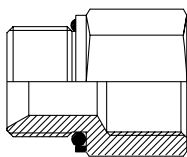
### TB5

MALE FEMALE CONNECTOR m BSP X f BSPT	Part No.	Thread			
		E	F		
	TB504	G1/4"X19	ZG1/4"X19		
	TB506	G3/8"X19	ZG1/4"X19		
	TB508	G1/2"X14	ZG1/2"X14		
	TB512	G1"X11	ZG1"X11		
	TB516	G1 1/4"X11	ZG1 1/4"X11		
	TB520	G1 1/2"X11	ZG1 1/2"X11		
	TB524	G1 1/2"X11	ZG1 1/2"X11		



### GB5

MALE FEMALE CONNECTOR m BSP X f BSP	Part No.	Thread			
		E	F		
	GB504	G1/4"X19	G1/4"X19		
	GB50406	G1/4"X19	G3/8"X19		
	GB506	G3/8"X19	G3/8"X19		
	GB50608	G3/8"X19	G1/2"X14		
	GB508	G1/2"X14	G1/2"X14		
	GB50812	G1/2"X14	G3/4"X14		
	GB512	G3/4"X14	G3/4"X14		
	GB51216	G3/4"X14	G1"X11		
	GB51612	G1"X11	G3/4"X14		
	GB516	G1"X11	G1"X11		



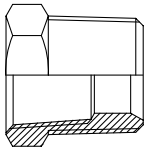
# ADAPTORS AND TUBE FITTINGS - BSP

## BJ5

MALE FEMALE CONNECTOR m JIC X f BSP	Part No.	Thread			
		E	F		
	BJ504	U7/16"X20	G1/4"X19		
	BJ50402	U7/16"X20	G1/8"X28		
	BJ506	U9/16"X18	G3/8"X19		
	BJ50608	U9/16"X18	G1/2"X14		
	BJ508	U3/4"X16	G1/2"X14		
	BJ512	U1.1/16"X12	G3/4"X14		
	BJ516	U1.5/16"X12	G1"X11		
	BJ520	U1.5/8"X12	G1.1/4"X11		
	BJ524	U1.7/8"X12	G1.1/2"X11		
	BJ532	U2.1/2"X12	G2"X11		

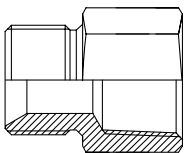
## T5

MALE FEMALE CONNECTOR m BSPT X f BSPT	Part No.	Thread			
		E	F		
	T502	ZG1/8"X28	ZG1/8"X28		
	T50402	ZG1/4"X19	ZG1/8"X28		
	T504	ZG1/4"X19	ZG1/4"X19		
	T50406	ZG1/4"X19	ZG3/8"X19		
	T50604	ZG3/8"X19	ZG1/4"X19		
	T50606	ZG3/8"X19	ZG3/8"X19		
	T50802	ZG1/2"X14	ZG1/8"X28		
	T50806	ZG1/2"X14	ZG3/8"X19		
	T51208	ZG3/4"X14	ZG1/2"X14		
	T51606	ZG1"X11	ZG3/8"X19		
	T52012	ZG1.1/4"X11	ZG3/4"X14		
	T52416	ZG1.1/2"X11	ZG1"X11		
	T53224	ZG2"X11	ZG1.1/2"X11		



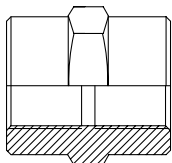
## TB5

MALE FEMALE CONNECTOR m BSPT X f BSP	Part No.	Thread			
		E	F		
	TB504	G1/4"X19	ZG1/4"X19		
	TB506	G3/8"X19	ZG3/8"X19		
	TB508	G1/2"X14	ZG1/2"X14		
	TB512	G3/4"X14	ZG3/4"X14		
	TB516	G1"X11	ZG1"X11		
	TB520	G1 1/4"X11	ZG1.1/4"X11		
	TB524	G1 1/2"X11	ZG1.1/2"X11		



## B7

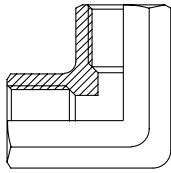
FEMALE CONNECTOR f BSP	Part No.	Thread			
		E	F		
	B702	G1/8"X28	G1/8"X28		
	B704	G1/4"X19	G1/4"X19		
	B706	G3/8"X19	G3/8"X19		
	B708	G1/2"X14	G1/2"X14		
	B710	G5/8"X14	G5/8"X14		
	B712	G3/4"X14	G3/4"X14		
	B716	G1"X11	G1"X11		
	B720	G1.1/4"X11	G1.1/4"X11		
	B724	G1.1/2"X11	G1.1/2"X11		
	B732	G2"X11	G2"X11		



# ADAPTORS AND TUBE FITTINGS - BSP

## B7-9

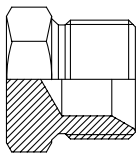
90° ELBOW FEMALE BSP



Part No.	Thread			
	E	F		
B7049	G1/4"X19	G1/4"X19		
B7069	G3/8"X19	G3/8"X19		
B7089	G1/2"X14	G1/2"X14		
B7129	G3/4"X14	G3/4"X14		
B7169	G1"X11	G1"X11		
B7209	G1.1/4"X11	G1.1/4"X11		
B7249	G1.1/2"X11	G1.1/2"X11		
B329	G2"X11	G2"X11		

## B4

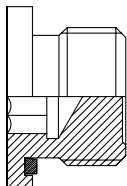
PLUG BSP



Part No.	Thread			
	E	F		
B404	G1/4"X19			
B406	G3/8"X19			
B408	G1/2"X14			
B410	G5/8"X14			
B412	G3/4"X14			
B416	G1"X11			
B420	G1.1/4"X11			
B424	G1.1/2"X11			
B432	G2"X11			

## BN4-S

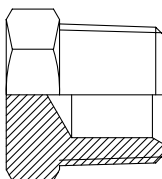
HOLLOW HEX PLUG BSP



Part No.	Thread			
	E	F		
BN402S	G1/8"X28			
BN404S	G1/4"X19			
BN406S	G3/8"X19			
BN408S	G1/2"X14			
BN410S	G5/8"X14			
BN412S	G3/4"X14			
BN416S	G1"X11			
BN420S	G1.1/4"X11			
BN424S	G1.1/2"X11			

## T4

PLUG BSPT

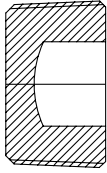


Part No.	Thread			
	E	F		
TN02	ZG1/8"X28			
TN04	ZG1/4"X19			
TN06	ZG3/8"X19			
TN08	ZG1/2"X14			
TN12	ZG3/4"X14			
TN16	ZG1"X11			
TN20	ZG1.1/4"X11			
TN24	ZG1.1/2"X11			
TN32	ZG2"X11			

## ADAPTORS AND TUBE FITTINGS - BSP

### TN4

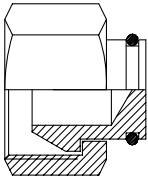
HOLLOW HEX PLUG BSPT



Part No.	Thread			
	E			
TN402	ZG1/8"X28			
TN404	ZG1/4"X19			
TN406	ZG3/8"X19			
TN408	ZG1/2"X14			
TN412	ZG3/4"X14			
TN416	ZG1"X11			
TN420	ZG1 1/4"X11			

### B9

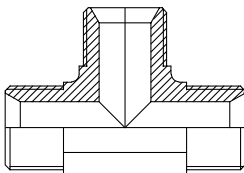
SWIVEL CAP BSPT



Part No.	Thread			
	E			
B904	G1/4"X19			
B906	G3/8"X19			
B908	G1/2"X14			
B910	G5/8"X14			
B912	G3/4"X14			
B916	G1"X11			
B920	G1.1/4"X11			
B924	G1.1/2"X11			
B932	G2"X11			

### BA

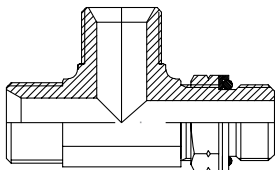
MALE TEE BSP



Part No.	Thread			
	E, F	G		
BA02	G1/8"X28	G1/8"X28		
BA04	G1/4"X19	G1/4"X19		
BA06	G3/8"X19	G3/8"X19		
BA08	G1/2"X14	G1/2"X14		
BA12	G3/4"X14	G3/4"X14		
BA16	G1"X11	G1"X11		
BA20	G1.1/4"X11	G1.1/4"X11		
BA24	G1.1/2"X11	G1.1/2"X11		
BA32	G2"X11	G2"X11		

### BBGA-OG

ADJUSTABLE RUN TEE BSP

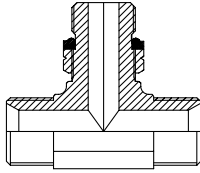


Part No.	Thread			
	E	F	F	
BBGA040G	G1/4"X19	G1/4"X19	G1/4"X19	
BBGA0404060G	G1/4"X19	G1/4"X19	G3/8"X19	
BBGA060G	G3/8"X19	G3/8"X19	G3/8"X19	
BBGA0606080G	G3/8"X19	G3/8"X19	G1/2"X14	
BBGA080G	G1/2"X14	G1/2"X14	G1/2"X14	
BBGA120G	G3/4"X14	G3/4"X14	G3/4"X14	
BBGA160G	G1"X11	G1"X11	G1"X11	

# ADAPTORS AND TUBE FITTINGS - BSP

## BGBA-OG

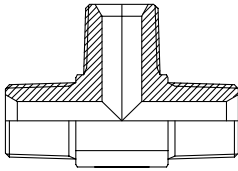
ADJUSTABLE BRANCH TEE  
BSP



Part No.	Thread		
	E	F	F
BGBA040G	G1/4"X19	G1/4"X19	G1/4"X19
BGBA0604060G	G3/8"X19	G1/4"X19	G3/8"X19
BGBA060G	G3/8"X19	G3/8"X19	G3/8"X19
BGBA0806080G	G1/2"X14	G3/8"X19	G1/2"X14
BGBA080G	G1/2"X14	G1/2"X14	G1/2"X14
BGBA1208120G	G3/4"X14	G1/2"X14	G3/4"X14
BGBA120G	G3/4"X14	G3/4"X14	G3/4"X14

## TA

MALE TEE BSPT



Part No.	Thread		
	E	F	F
TA	G1/4"X19	G1/4"X19	G1/4"X19
TA	G3/8"X19	G1/4"X19	G3/8"X19
TA	G3/8"X19	G3/8"X19	G3/8"X19
TA	G1/2"X14	G3/8"X19	G1/2"X14
TA	G1/2"X14	G1/2"X14	G1/2"X14
TA	G3/4"X14	G1/2"X14	G3/4"X14
TA	G3/4"X14	G3/4"X14	G3/4"X14

## BU

BRANCH TEE SWIVEL BSP

Part No.	Thread	
	E,F	G
BU02	G1/8"X28	G1/8"X28
BU04	G1/4"X19	G1/4"X19
BU06	G3/8"X19	G3/8"X19
BU08	G1/2"X14	G1/2"X14
BU12	G3/4"X14	G3/4"X14
BU16	G1"X11	G1"X11
BU20	G1.1/4"X11	G1.1/4"X11
BU24	G1.1/2"X11	G1.1/2"X11
BU32	G2"X11	G2"X11

## BR

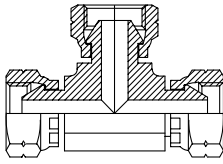
RUN TEE SWIVEL BSP

Part No.	Thread	
	E,F	G
BR02	G1/8"X28	G1/8"X28
BR04	G1/4"X19	G1/4"X19
BR06	G3/8"X19	G3/8"X19
BR08	G1/2"X14	G1/2"X14
BR12	G3/4"X14	G3/4"X14
BR16	G1"X11	G1"X11
BR20	G1.1/4"X11	G1.1/4"X11
BR24	G1.1/2"X11	G1.1/2"X11
BR32	G2"X11	G2"X11

# ADAPTORS AND TUBE FITTINGS - BSP

## BD

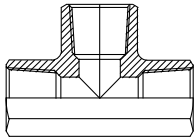
FEMALE SWIVEL TEE BSP



Part No.	Thread			
	E,F	G		
BD02	G1/8"X28	G1/8"X28		
BD04	G1/4"X19	G1/4"X19		
BD06	G3/8"X19	G3/8"X19		
BD08	G1/2"X14	G1/2"X14		
BD12	G3/4"X14	G3/4"X14		
BD16	G1"X11	G1"X11		
BD20	G1.1/4"X11	G1.1/4"X11		
BD24	G1.1/2"X11	G1.1/2"X11		
BD32	G2"X11	G2"X11		

## BG

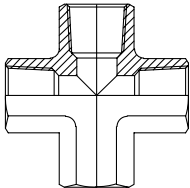
FEMALE TEE BSP



Part No.	Thread			
	E,F	G		
BG02	G1/8"X28	G1/8"X28		
BG04	G1/4"X19	G1/4"X19		
BG06	G3/8"X19	G3/8"X19		
BG08	G1/2"X14	G1/2"X14		
BG12	G3/4"X14	G3/4"X14		
BG16	G1"X11	G1"X11		
BG20	G1.1/4"X11	G1.1/4"X11		
BG24	G1.1/2"X11	G1.1/2"X11		
BG32	G2"X11	G2"X11		

## BZ

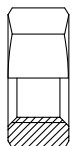
FEMALE CROSS BSP



Part No.	Thread			
	E,F,G	H		
BZ02	ZG1/8"X28	ZG1/8"X28		
BZ04	ZG1/4"X19	ZG1/4"X19		
BZ06	ZG3/8"X19	ZG3/8"X19		
BZ08	ZG1/2"X14	ZG1/2"X14		
BZ12	ZG3/4"X14	ZG3/4"X14		
BZ16	ZG1"X11	ZG1"X11		
BZ20	ZG1.1/4"X11	ZG1.1/4"X11		

## BS

LOCK NUT BSP

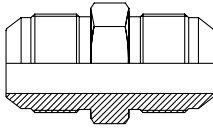


Part No.	Thread			
	E			
B802	G1/8"X28			
B804	G1/4"X19			
B806	G3/8"X19			
B808	G1/2"X14			
B810	G5/8"X14			
B812	G3/4"X14			
B816	G1"X11			
B820	G1.1/4"X11			
B824	G1.1/2"X11			
B832	G2"X11			

# ADAPTORS AND TUBE FITTINGS - JIC

## J

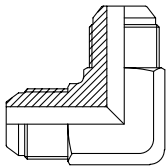
MALE CONNECTOR  
m JIC X m JIC



Part No.	Thread			
	E	F		
J0204	U5/16"X24	U7/16"X20		
J04	U7/16"X20	U7/16"X20		
J0406	U7/16"X20	U9/16"X18		
J0408	U7/16"X20	U3/4"X16		
J05	U1/2"X20	U1/2"X20		
J06	U9/16"X18	U9/16"X18		
J0608	U9/16"X18	U3/4"X16		
J08	U3/4"X16	U3/4"X16		
J0810	U3/4"X16	U7/8"X14		
J0812	U3/4"X16	U1.1/16"X12		
J0816	U3/4"X16	U1.5/16"X12		
J10	U7/8"X14	U7/8"X14		
J1012	U7/8"X14	U1.1/16"X12		
J12	U1.1/16"X12	U1.1/16"X12		
J1216	U1.1/16"X12	U1.5/16"X12		
J16	U1.5/16"X12	U1.5/16"X12		
J1620	U1.5/16"X12	U1.5/8"X12		
J20	U1.5/8"X12	U1.5/8"X12		
J24	U1.7/8"X12	U1.7/8"X12		
J32	U2.1/2"X12	U2.1/2"X12		

## J-9

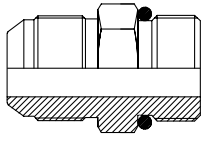
90° ELBOW CONNECTOR  
m JIC X m JIC



Part No.	Thread			
	E	F		
J049	U7/16"X20	U7/16"X20		
J04069	U7/16"X20	U9/16"X18		
J059	U1/2"X20	U1/2"X20		
J069	U9/16"X18	U9/16"X18		
J06089	U9/16"X18	U3/4"X16		
J089	U3/4"X16	U3/4"X16		
J08109	U3/4"X16	U7/8"X14		
J109	U7/8"X14	U7/8"X14		
J129	U3/4"X16	U7/8"X14		
J12169	U3/4"X16	U1.1/16"X12		
J169	U1.5/16"X12	U1.5/16"X12		
J209	U1.5/8"X12	U1.5/8"X12		
J249	U1.7/8"X12	U1.7/8"X12		
J329	U2.1/2"X12	U7/8"X14		

JO

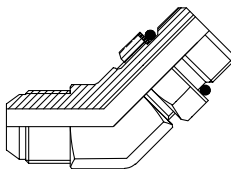
MALE CONNECTOR  
m JIC X m SAE



Part No.	Thread			
	E	F		
J004	U7/16"X20	U7/16"X20		
J00405	U7/16"X20	U1/2"X20		
J005	U1/2"X20	U1/2"X20		
J00506	U1/2"X20	U9/16"X18		
J006	U9/16"X18	U9/16"X18		
J00604	U9/16"X18	U7/16"X20		
J00605	U9/16"X18	U1/2"X20		
J00608	U9/16"X18	U3/4"X16		
J00610	U9/16"X18	U7/8"X14		
J008	U3/4"X16	U3/4"X16		
J00806	U3/4"X16	U9/16"X18		
J00810	U3/4"X16	U7/8"X14		
J010	U7/8"X14	U7/8"X14		
J01008	U7/8"X14	U3/4"X16		
J01012	U7/8"X14	U1.1/16"X12		
J01016	U7/8"X14	U1.5/16"X12		
J012	U1.1/16"X12	U1.1/16"X12		
J01210	U1.1/16"X12	U7/8"X14		
J01216	U1.1/16"X12	U1.5/16"X12		
J016	U1.5/16"X12	U1.5/16"X12		
J01610	U1.5/16"X12	U7/8"X14		
J01612	U1.5/16"X12	U1.1/16"X12		
J01620	U1.5/16"X12	U1.5/8"X12		
J020	U1.5/8"X12	U1.5/8"X12		
J02024	U1.5/8"X12	U1.7/8"X12		
J024	U1.7/8"X12	U1.7/8"X12		
J02432	U1.7/8"X12	U2.1/2"X12		
J032	U2.1/2"X12	U2.1/2"X12		

JO-40G

ADJUSTABLE 45° ELBOW  
m JIC X m SAE

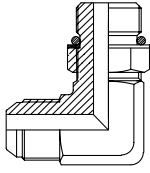


Part No.	Thread			
	E	F		
J00440G	U7/16"X20	U7/16"X20		
J0040640G	U7/16"X20	U9/16"X18		
J00640G	U9/16"X18	U9/16"X18		
J0060440G	U9/16"X18	U7/16"X20		
J0061040G	U9/16"X18	U7/8"X14		
J00840G	U3/4"X16	U3/4"X16		
J0081240G	U3/4"X16	U1.1/16"X12		
J01040G	U7/8"X14	U7/8"X14		
J0101240G	U7/8"X14	U1.1/16"X12		
J01240G	U1.1/16"X12	U1.1/16"X12		
J01640G	U1.5/16"X12	U1.5/16"X12		
J02040G	U1.5/8"X12	U1.5/8"X12		
J02440G	U1.7/8"X12	U1.7/8"X12		



**J09-0G**

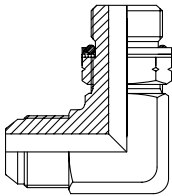
90° ELBOW CONNECTOR  
m JIC X m SAE



Part No.	Thread			
	E	F		
J09060G	U9/16"X18	U9/16"X18		
J0906040G	U9/16"X18	U7/16"X20		
J0906080G	U9/16"X18	U3/4"X16		
J0906100G	U9/16"X18	U7/8"X14		
J09080G	U3/4"X16	U3/4"X16		
J0908060G	U3/4"X16	U9/16"X18		
J0908100G	U3/4"X16	U7/8"X14		
J09100G	U7/8"X14	U7/8"X14		
J09120G	U1.1/16"X12	U1.1/16"X12		
J0912100G	U1.1/16"X12	U7/8"X14		
J09160G	U1.5/16"X12	U1.5/16"X12		
J0920160G	U1.5/8"X12	U1.5/16"X12		
J09200G	U1.5/8"X12	U1.5/8"X12		
J09202400G	U1.5/8"X12	U1.7/8"X12		
J09240G	U1.7/8"X12	U1.7/8"X12		

**JG-90G**

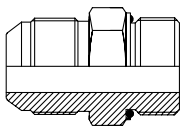
ADJUSTABLE 90° ELBOW  
m JIC X m BSP



Part No.	Thread			
	E	F		
JG040290G	U7/16"X20	G1/8"X28		
JG0490G	U7/16"X20	G1/4"X19		
JG050490G	U1/2"X20	G1/4"X19		
JG060490G	U9/16"X18	G1/4"X19		
JG0690G	U9/16"X18	G3/8"X19		
JG080490G	U3/4"X16	G1/4"X19		
JG0890G	U3/4"X16	G1/2"X14		
JG081290G	U3/4"X16	G3/4"X14		
JG101290G	U7/8"X16	G3/4"X14		
JG1290G	U1.1/16"X12	G3/4"X14		
JG1690G	U1.5/16"X12	G1"X11		
JG2090G	U1.5/8"X12	G1.1/4"X11		
JG2490G	U1.7/8"X12	G1.1/2"X11		

**JH**

MALE CONNECTOR  
m JIC X m Metric

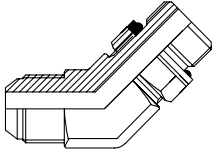


Part No.	Thread			
	E	F		
JH0410	U7/16"X20	M10x1		
JH0510	U1/2"X20	M10x1		
JH0512	U1/2"X20	M12x1.5		
JH0614	U9/16"X18	M14x1.5		
JH0814	U3/4"X16	M14x1.5		
JH0818	U3/4"X16	M18x1.5		
JH1016	U7/8"X14	M16x1.5		
JH1022	U7/8"X14	M22x1.5		
JH1222	U1.1/16"X12	M22x1.5		
JH1227	U1.1/16"X12	M27x2		
JH1627	U1.5/16"X12	M27x2		
JH1633	U1.5/16"X12	M33x2		
JH2042	U1.5/8"X12	M42x2		
JH2448	U1.7/8"X12	M48x2		

# ADAPTORS AND TUBE FITTINGS - JIC

## JH-40G

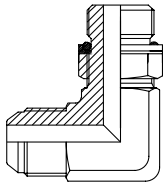
ADJUSTABLE 45° ELBOW  
m JIC X m Metric



Part No.	Thread			
	E	F		
JH041040G	U7/16"X20	M10x1		
JH041440G	U7/16"X20	M14x1.5		
JH051240G	U1/2"X20	M12x1.5		
JH051440G	U1/2"X20	M14x1.5		
JH061440G	U9/16"X18	M14x1.5		
JH081640G	U3/4"X16	M16x1.5		
JH101640G	U7/8"X14	M16x1.5		
JH122240G	U1.1/16"X12	M22x1.5		
JH162740G	U1.5/16"X12	M27x2		
JH204240G	U1.5/8"X12	M42x2		
JH244840G	U1.7/8"X12	M48x2		

## JH-90G

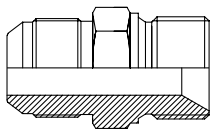
90° ELBOW CONNECTOR  
m JIC X m BSP



Part No.	Thread			
	E	F		
JH041090G	U7/16"X20	M10x1		
JH041490G	U7/16"X20	M14x1.5		
JH051290G	U1/2"X20	M12x1.5		
JH051490G	U1/2"X20	M14x1.5		
JH061490G	U9/16"X18	M14x1.5		
JH081690G	U3/4"X16	M16x1.5		
JH101690G	U7/8"X14	M16x1.5		
JH122290G	U1.1/16"X12	M22x1.5		
JH162790G	U1.5/16"X12	M27x2		
JH204240G	U1.5/8"X12	M42x2		
JH244840G	U1.7/8"X12	M48x2		

## JM

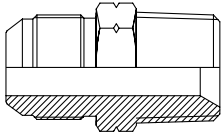
MALE CONNECTOR  
m JIC X m Metric



Part No.	Thread			
	E	F		
JM0412	U7/16"X20	M12x1.5		
JM0414	U7/16"X20	M14x1.5		
JM0512	U1/2"X20	M12x1.5		
JM0614	U9/16"X18	M14x1.5		
JM0816	U3/4"X16	M16x1.5		
JM0822	U3/4"X16	M22x1.5		
JM1022	U7/8"X14	M22x1.5		
JM1226	U1.1/16"X12	M26x1.5		

JN

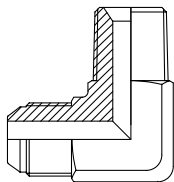
MALE CONNECTOR  
m JIC X m NPT



Part No.	Thread			
	E	F		
JN0204		ZG1/4"X19		
JN04	U7/16"X20	ZG1/4"X19		
JN0402	U7/16"X20	ZG1/8"X28		
JN0406	U7/16"X20	ZG3/8"X19		
JN0408	U7/16"X20	ZG1/2"X14		
JN0504	U1/2"X20	ZG1/4"X19		
JN0506	U1/2"X20	ZG3/8"X19		
JN06	U9/16"X18	ZG3/8"X19		
JN0604	U9/16"X18	ZG1/4"X19		
JN0608	U9/16"X18	ZG1/2"X14		
JN08	U3/4"X16	ZG1/2"X14		
JN0804	U3/4"X16	ZG1/4"X19		
JN0806	U3/4"X16	ZG3/8"X19		
JN0812	U3/4"X16	ZG3/4"X14		
JN0816	U3/4"X16	ZG1"X11		
JN1008	U7/8"X14	ZG1/2"X14		
JN1012	U7/8"X14	ZG3/4"X14		
JN12	U1.1/16"X12	ZG3/4"X14		
JN1208	U1.1/16"X12	ZG1/2"X14		
JN1216	U1.1/16"X12	ZG1"X11		
JN16	U1.5/16"X12	ZG1"X11		
JN1608	U1.5/16"X12	ZG1/2"X14		
JN1620	U1.5/16"X12	ZG1.1/4"X11		
JN20	U1.5/8"X12	ZG1.1/4"X11		
JN2016	U1.5/8"X12	ZG1"X11		
JN2024	U1.5/8"X12	ZG1.1/2"X11		
JN24	U1.7/8"X12	ZG1.1/2"X11		
JN32	U2.1/2"X12	ZG2"X11		

JN-9

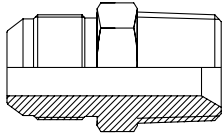
90° ELBOW CONNECTOR  
m JIC X m NPT



Part No.	Thread			
	E	F		
JN02049		Z1/4"X18		
JN049	U7/16"X20	Z1/4"X18		
JN04069	U7/16"X20	Z3/8"X18		
JN04089	U7/16"X20	Z1/2"X14		
JN069	U9/16"X18	Z3/8"X18		
JN06089	U9/16"X18	Z1/2"X14		
JN089	U3/4"X16	Z1/2"X14		
JN08049	U3/4"X16	Z1/4"X18		
JN08069	U3/4"X16	Z3/8"X18		
JN10089	U7/8"X14	Z1/2"X14		
JN10129	U7/8"X14	Z3/4"X14		
JN129	U1.1/16"X12	Z3/4"X14		
JN12089	U1.1/16"X12	Z1/2"X14		
JN12169	U1.1/16"X12	Z1"X11.5		
JN169	U1.5/16"X12	Z1"X11.5		
JN16129	U1.5/16"X12	Z3/4"X14		
JN209	U1.5/8"X12	Z1.1/4"X11.5		
JN249	U1.7/8"X12	Z1.1/2"X11.5		
JN329	U2.1/2"X12	Z2"X11.5		

JT

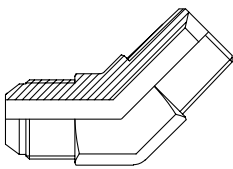
MALE CONNECTOR  
m JIC X m BSPT



Part No.	Thread			
	E	F		
JT04	U7/16"X20	ZG1/4"X19		
JT06	U9/16"X18	ZG3/8"X19		
JT0608	U9/16"X18	ZG1/2"X14		
JT08	U3/4"X16	ZG1/2"X14		
JT0806	U3/4"X16	ZG3/8"X19		
JT1008	U7/8"X14	ZG1/2"X14		
JT12	U1.1/16"X12	ZG3/4"X14		
JT16	U1.5/16"X12	ZG1"X11		
JT1612	U1.5/16"X12	ZG3/4"X14		
JT1616	U1.5/16"X12	ZG1"X11		
JT20	U1.5/8"X12	ZG1.1/4"X11		
JT24	U1.7/8"X12	ZG1.1/2"X11		
JT32	U2.1/2"X12	ZG2"X11		

JT-4

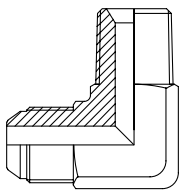
45° ELBOW CONNECTOR  
m JIC X m BSPT



Part No.	Thread			
	E	F		
JT044	U7/16"X20	ZG1/4"X19		
JT04064	U7/16"X20	ZG3/8"X19		
JT064	U9/16"X18	ZG3/8"X19		
JT06084	U9/16"X18	ZG1/2"X14		
JT084	U3/4"X16	ZG1/2"X14		
JT124	U1.1/16"X12	ZG3/4"X14		
JT164	U1.5/16"X12	ZG1"X11		
JT204	U1.5/8"X12	ZG1.1/4"X11		
JT244	U1.7/8"X12	ZG1.1/2"X11		

JT-9

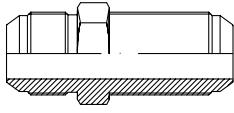
90° ELBOW CONNECTOR  
m JIC X m BSPT



Part No.	Thread			
	E	F		
JT049	U7/16"X20	ZG1/8"X28		
JT04069	U7/16"X20	ZG3/8"X19		
JT06049	U9/16"X18	ZG1/4"X19		
JT069	U9/16"X18	ZG3/8"X19		
JT08049	U3/4"X16	ZG1/4"X19		
JT08069	U3/4"X16	ZG3/8"X19		
JT089	U3/4"X16	ZG1/2"X14		
JT08129	U3/4"X16	ZG3/4"X14		
JT12169	U1.1/16"X12	ZG1"X11		
JT169	U1.5/16"X12	ZG1"X11		
JT16209	U1.5/16"X12	ZG1.1/4"X11		
JT209	U1.5/8"X12	ZG1.1/4"X11		
JT24209	U1.7/8"X12	ZG1.1/4"X11		
JT249	U1.7/8"X12	ZG1.1/2"X11		
JT329	U2.1/2"X12	ZG2"X11		

**J6-LN**

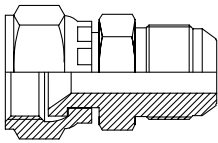
**BULKHEAD UNION**  
JIC



Part No.	Thread			
	E	F		
J604LN	U7/16"X20	U7/16"X20		
J606LN	U9/16"X18	U9/16"X18		
J608LN	U3/4"X16	U3/4"X16		
J612LN	U1.1/16"X12	U1.1/16"X12		
J616LN	U1.5/16"X12	U1.5/16"X12		
J620LN	U1.5/8"X12	U1.5/8"X12		
J624LN	U1.7/8"X12	U1.7/8"X12		
J632LN	U2.1/2"X12	U2.1/2"X12		

**J2**

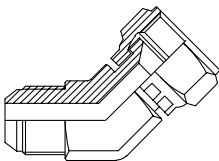
**SWIVEL CONNECTOR**  
m JIC X f JIC



Part No.	Thread			
	E	F		
J204	U7/16"X20	U7/16"X20		
J20406	U7/16"X20	U9/16"X18		
J205	U1/2"X20	U1/2"X20		
J206	U9/16"X18	U9/16"X18		
J20608	U9/16"X18	U3/4"X16		
J20610	U9/16"X18	U7/8"X14		
J208	U3/4"X16	U3/4"X16		
J20806	U3/4"X16	U9/16"X18		
J20810	U3/4"X16	U7/8"X14		
J20812	U3/4"X16	U1.1/16"X12		
J210	U7/8"X14	U7/8"X14		
J2100812	U7/8"X14	U3/4"X16		
J212	U1.1/16"X12	U1.1/16"X12		
J21210	U1.1/16"X12	U7/8"X14		
J216	U1.5/16"X12	U1.5/16"X12		
J220	U1.5/8"X12	U1.5/8"X12		
J224	U1.7/8"X12	U1.7/8"X12		
J232	U2.1/2"X12	U2.1/2"X12		

**J2-4**

**45° SWIVEL CONNECTOR**  
m JIC X f JIC

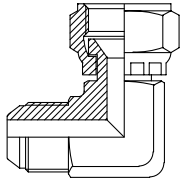


Part No.	Thread			
	E	F		
J2044	U7/16"X20	U7/16"X20		
J2064	U9/16"X18	U9/16"X18		
J2084	U3/4"X16	U3/4"X16		
J2104	U7/8"X14	U7/8"X14		
J2124	U1.1/16"X12	U1.1/16"X12		
J2164	U1.5/16"X12	U1.5/16"X12		
J2204	U1.5/8"X12	U1.5/8"X12		
J2244	U1.7/8"X12	U1.7/8"X12		
J2324	U2.1/2"X12	U2.1/2"X12		

# ADAPTORS AND TUBE FITTINGS - JIC

## J2-9

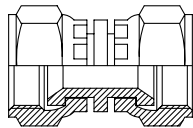
90° SWIVEL CONNECTOR  
m JIC X f JIC



Part No.	Thread			
	E	F		
J2049	U7/16"X20	U7/16"X20		
J204069	U7/16"X20	U9/16"X18		
J2059	U1/2"X20	U1/2"X20		
J2069	U9/16"X18	U9/16"X18		
J206089	U9/16"X18	U3/4"X16		
J2089	U3/4"X16	U3/4"X16		
J208069	U3/4"X16	U9/16"X18		
J2109	U7/8"X14	U7/8"X14		
J2129	U1.1/16"X12	U1.1/16"X12		
J2169	U1.5/16"X12	U1.5/16"X12		
J2209	U1.5/8"X12	U1.5/8"X12		
J2249	U1.7/8"X12	U1.7/8"X12		
J2329	U2.1/2"X12	U2.1/2"X12		

## J3

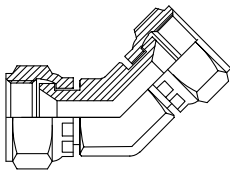
SWIVEL CONNECTOR  
f JIC X f JIC



Part No.	Thread			
	E	F		
J304	U7/16"X20	U7/16"X20		
J306	U9/16"X18	U9/16"X18		
J308	U3/4"X16	U3/4"X16		
J310	U7/8"X14	U7/8"X14		
J312	U1.1/16"X12	U1.1/16"X12		
J316	U1.5/16"X12	U1.5/16"X12		
J320	U1.5/8"X12	U1.5/8"X12		
J324	U1.7/8"X12	U1.7/8"X12		

## J3-4

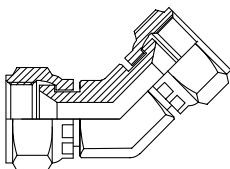
45° SWIVEL CONNECTOR  
m JIC X f JIC



Part No.	Thread			
	E	F		
J3044	U7/16"X20	U7/16"X20		
J3064	U9/16"X18	U9/16"X18		
J3084	U3/4"X16	U3/4"X16		
J3104	U7/8"X14	U7/8"X14		
J3124	U1.1/16"X12	U1.1/16"X12		
J3164	U1.5/16"X12	U1.5/16"X12		
J3204	U1.5/8"X12	U1.5/8"X12		
J3244	U1.7/8"X12	U1.7/8"X12		

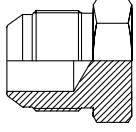
## J3-9

45° SWIVEL CONNECTOR  
m JIC X f JIC

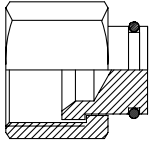


Part No.	Thread			
	E	F		
J3049	U7/16"X20	U7/16"X20		
J3069	U9/16"X18	U9/16"X18		
J3089	U3/4"X16	U3/4"X16		
J3109	U7/8"X14	U7/8"X14		
J3129	U1.1/16"X12	U1.1/16"X12		
J3169	U1.5/16"X12	U1.5/16"X12		
J3209	U1.5/8"X12	U1.5/8"X12		
J3249	U1.7/8"X12	U1.7/8"X12		

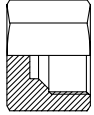
**J4**

PLUG JIC	Part No.	Thread			
		E			
	J404	U7/16"X20			
	J405	U1/2"X20			
	J406	U9/16"X18			
	J408	U3/4"X16			
	J410	U7/8"X14			
	J412	U1.1/16"X12			
	J416	U1.5/16"X12			
	J420	U1.5/8"X12			
	J424	U1.7/8"X12			
	J432	U2.1/2"X12			

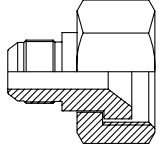
**J9**

SWIVEL CAP JIC	Part No.	Thread			
		E	F		
	J904	U7/16"X20	U7/16"X20		
	J906	U9/16"X18	U9/16"X18		
	J908	U3/4"X16	U3/4"X16		
	J910	U7/8"X14	U7/8"X14		
	J912	U1.1/16"X12	U1.1/16"X12		
	J916	U1.5/16"X12	U1.5/16"X12		
	J920	U1.5/8"X12	U1.5/8"X12		
	J924	U1.7/8"X12	U1.7/8"X12		
	J932	U2.1/2"X12	U2.1/2"X12		

**J9C**

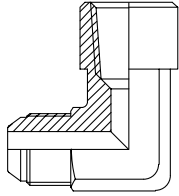
CAP JIC	Part No.	Thread			
		E			
	J9C04	U7/16"X20			
	J9C06	U9/16"X18			
	J9C08	U3/4"X16			
	J9C10	U7/8"X14			
	J9C12	U1.1/16"X12			
	J9C16	U1.5/16"X12			
	J9C20	U1.5/8"X12			
	J9C24	U1.7/8"X12			
	J9C32	U2.1/2"X12			

**J5**

MALE FEMALE CONNECTOR m JIC X f JIC	Part No.	Thread			
		E	F		
	J50604	U9/16"X18	U7/16"X20		
	J50804	U3/4"X16	U7/16"X20		
	J51004	U7/8"X14	U7/16"X20		
	J50806	U3/4"X16	U9/16"X18		
	J51206	U1.1/16"X12	U9/16"X18		
	J51608	U1.5/16"X12	U3/4"X16		
	J51610	U1.5/16"X12	U7/8"X14		
	J52010	U1.5/8"X12	U7/8"X14		
	J52412	U1.7/8"X12	U1.1/16"X12		
	J52416	U1.7/8"X12	U1.5/16"X12		
	J52420	U1.7/8"X12	U1.5/8"X12		

**JN5-9**

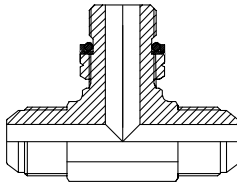
90° MALE FEMALE CONNECTOR  
m JIC X f NPT



Part No.	Thread			
	E	F		
JN504029	U7/16"X20	Z1/8"X27		
JN5049	U7/16"X20	Z1/4"X18		
JN506049	U9/16"X18	Z1/4"X18		
JN5069	U9/16"X18	Z3/8"X18		
JN508049	U3/4"X16	Z1/4"X18		
JN512089	U1.1/16"X12	Z1/2"X14		
JN5129	U1.1/16"X12	Z3/4"X14		
JN512169	U1.1/16"X12	Z1"X11.5		
JN516129	U1.5/16"X12	Z3/4"X14		
JN5169	U1.5/16"X12	Z1"X11.5		
JN5209	U1.5/8"X12	Z1.1/4"X11.5		
JN5249	U1.7/8"X12	Z1.1/2"X11.5		

**AJGJ-OG**

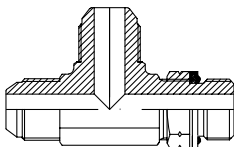
ADJUSTABLE BRANCH TEE  
m JIC X m BSP X m JIC



Part No.	Thread			
	E	F	G	
AJGJ040G	U7/16"X20	G1/4"X19	U7/16"X20	
AJGJ0504050G	U1/2"X20	G1/4"X19	U1/2"X20	
AJGJ060G	U9/16"X18	G3/8"X19	U9/16"X18	
AJGJ0806080G	U3/4"X16	G3/8"X19	U3/4"X16	
AJGJ080G	U3/4"X16	G1/2"X14	U3/4"X16	
AJGJ1008100G	U7/8"X16	G1/2"X14	U7/8"X16	
AJGJ120G	U1.1/16"X12	G3/4"X14	U1.1/16"X12	
AJGJ160G	U1.5/16"X12	G1"X11	U1.5/16"X12	

**AJJG-OG**

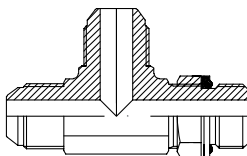
ADJUSTABLE RUN TEE  
m JIC X m JIC X m BSP



Part No.	Thread			
	E	F	G	
AJJG0404020G	U7/16"X20	U7/16"X20	G1/8"X28	
AJJG040G	U7/16"X20	U7/16"X20	G1/4"X19	
AJJG0505020G	U1/2"X20	U1/2"X20	G1/8"X28	
AJJG060G	U9/16"X18	U9/16"X18	G3/8"X19	
AJJG080G	U3/4"X16	U3/4"X16	G1/2"X14	
AJJG1010080G	U7/8"X14	U7/8"X14	G1/2"X14	
AJJG120G	U1.1/16"X12	U1.1/16"X12	G3/4"X14	
AJJG160G	U1.5/16"X12	U1.5/16"X12	G1"X11	

**JJHA -OG**

ADJUSTABLE RUN TEE  
m JIC X m JIC X m Metric

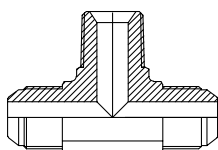


Part No.	Thread			
	E	F	G	
JJHA0404100G	U7/16"X20	U7/16"X20	M10X1	
JJHA0505120G	U1/2"X20	U1/2"X20	M12X1.5	
JJHA0606160G	U9/16"X18	U9/16"X18	M16X1.5	
JJHA0808180G	U3/4"X16	U3/4"X16	M18X1.5	
JJHA1010220G	U7/8"X14	U7/8"X14	M22X1.5	
JJHA1212220G	U1.1/16"X12	U1.1/16"X12	M22X1.5	
JJHA1616270G	U1.5/16"X12	U1.5/16"X12	M27X2	
JJHA2020420G	U1.5/8"X12	U1.5/8"X12	M42X2	
JJHA2424480G	U1.7/8"X12	U1.7/8"X12	M48X2	



JNJO

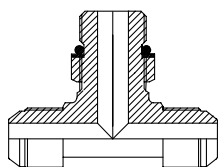
ADJUSTABLE RUN TEE  
m JIC X m NPT X m JIC



Part No.	Thread		
	E	F	G
JNJO04	U7/16"X20	Z1/4"X18	U7/16"X20
JNJO040204	U7/16"X20	Z1/8"X27	U7/16"X20
JNJO050405	U9/16"X18	Z1/4"X18	U9/16"X18
JNJO060406	U3/4"X16	Z1/4"X18	U3/4"X16
JNJO06	U3/4"X16	Z3/8"X18	U3/4"X16
JNJO08	U7/8"X16	Z1/2"X14	U7/8"X16
JNJO100810	U1.1/16"X12	Z1/2"X14	U1.1/16"X12
JNJO12	U1.5/16"X12	Z3/4"X14	U1.5/16"X12
JNJO16	U3/4"X16	Z1"X11.5	U3/4"X16
JNJO20	U7/8"X16	Z1.1/4"X11.5	U7/8"X16
JNJO24	U1.1/16"X12	Z1.1/2"X11.5	U1.1/16"X12

JOJA-OG

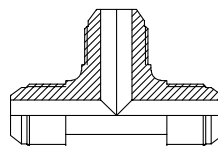
ADJUSTABLE BRANCH TEE  
m JIC X m SAE X m JIC



Part No.	Thread		
	E	F	G
JOJA040G	U7/16"X20	U7/16"X20	U7/16"X20
JOJA0504050G	U1/2"X20	U7/16"X20	U1/2"X20
JOJA060G	U9/16"X18	U9/16"X18	U9/16"X18
JOJA080G	U3/4"X16	U3/4"X16	U3/4"X16
JOJA100G	U7/8"X14	U7/8"X14	U7/8"X14
JOJA1210120G	U1.1/16"X12	U7/8"X14	U1.1/16"X12
JOJA120G	U1.1/16"X12	U1.1/16"X12	U1.1/16"X12
JOJA160G	U1.5/16"X12	U1.5/16"X12	U1.5/16"X12
JOJA200G	U1.5/8"X12	U1.5/8"X12	U1.5/8"X12
JOJA240G	U1.7/8"X12	U1.7/8"X12	U1.7/8"X12

JA

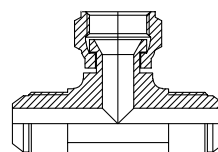
MALE TEE  
JIC



Part No.	Thread		
	E	F	G
JA04	U7/16"X20	U7/16"X20	U7/16"X20
JA05	U1/2"X20	U1/2"X20	U1/2"X20
JA06	U9/16"X18	U9/16"X18	U9/16"X18
JA08	U3/4"X16	U3/4"X16	U3/4"X16
JA10	U7/8"X14	U7/8"X14	U7/8"X14
JA12	U1.1/16"X12	U1.1/16"X12	U1.1/16"X12
JA16	U1.5/16"X12	U1.5/16"X12	U1.5/16"X12
JA20	U1.5/8"X12	U1.5/8"X12	U1.5/8"X12
JA24	U1.7/8"X12	U1.7/8"X12	U1.7/8"X12

JU

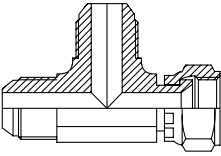
BRANCH TEE SWIVEL  
JIC



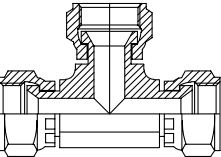
Part No.	Thread		
	E	F	G
JU04	U7/16"X20	U7/16"X20	U7/16"X20
JU06	U9/16"X18	U9/16"X18	U9/16"X18
JU08	U3/4"X16	U3/4"X16	U3/4"X16
JU10	U7/8"X14	U7/8"X14	U7/8"X14
JU12	U1.1/16"X12	U1.1/16"X12	U1.1/16"X12
JU16	U1.5/16"X12	U1.5/16"X12	U1.5/16"X12
JU20	U1.5/8"X12	U1.5/8"X12	U1.5/8"X12
JU24	U1.7/8"X12	U1.7/8"X12	U1.7/8"X12

# ADAPTORS AND TUBE FITTINGS - JIC

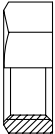
## JR

RUN TEE SWIVEL JIC	Part No.	Thread		
		E	F	G
	JR04	U7/16"X20	U7/16"X20	U7/16"X20
	JR05	U1/2"X20	U1/2"X20	U1/2"X20
	JR06	U9/16"X18	U9/16"X18	U9/16"X18
	JR08	U3/4"X16	U3/4"X16	U3/4"X16
	JR10	U7/8"X14	U7/8"X14	U7/8"X14
	JR12	U1.1/16"X12	U1.1/16"X12	U1.1/16"X12
	JR16	U1.5/16"X12	U1.5/16"X12	U1.5/16"X12
	JR20	U1.5/8"X12	U1.5/8"X12	U1.5/8"X12
	JR24	U1.7/8"X12	U1.7/8"X12	U1.7/8"X12

## JD

FEMALE SWIVEL TEE JIC	Part No.	Thread		
		E	F	G
	JD04	U7/16"X20	U7/16"X20	U7/16"X20
	JD05	U1/2"X20	U1/2"X20	U1/2"X20
	JD06	U9/16"X18	U9/16"X18	U9/16"X18
	JD08	U3/4"X16	U3/4"X16	U3/4"X16
	JD10	U7/8"X14	U7/8"X14	U7/8"X14
	JD12	U1.1/16"X12	U1.1/16"X12	U1.1/16"X12
	JD16	U1.5/16"X12	U1.5/16"X12	U1.5/16"X12
	JD20	U1.5/8"X12	U1.5/8"X12	U1.5/8"X12
	JD24	U1.7/8"X12	U1.7/8"X12	U1.7/8"X12

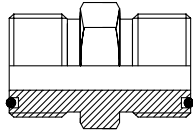
## J8

LOCK NUT JIC	Part No.	Thread		
		E		
	J804	U7/16"X20		
	J806	U9/16"X18		
	J808	U3/4"X16		
	J810	U7/8"X14		
	J812	U1.1/16"X12		
	J816	U1.5/16"X12		
	J824	U1.7/8"X12		
	J832	U2.1/2"X12		

## ADAPTORS AND TUBE FITTINGS - ORFS

### F

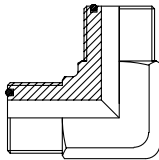
MALE CONNECTOR  
m ORFS X m ORFS



Part No.	Thread			
	E	F		
F04	U9/16"X18	U9/16"X18		
F0406	U9/16"X18	U11/16"X16		
F06	U11/16"X16	U11/16"X16		
F0608	U11/16"X16	U13/16"X16		
F08	U13/16"X16	U13/16"X16		
F0810	U13/16"X16	U1"X14		
F0812	U13/16"X16	U1.3/16"X12		
F10	U1"X14	U1"X14		
F12	U1.3/16"X12	U1.3/16"X12		
F16	U1.7/16"X12	U1.7/16"X12		
F20	U1.11/16"X12	U1.11/16"X12		
F24	U2"X12	U2"X12		

### F-9

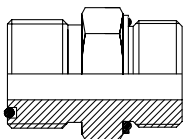
90° ELBOW CONNECTOR  
m ORFS X m ORFS



Part No.	Thread			
	E	F		
F049	U9/16"X18	U9/16"X18		
F04069	U9/16"X18	U11/16"X16		
F069	U11/16"X16	U11/16"X16		
F089	U13/16"X16	U13/16"X16		
F109	U1"X14	U1"X14		
F129	U1.3/16"X12	U1.3/16"X12		
F169	U1.7/16"X12	U1.7/16"X12		
F209	U11/16"X16	U11/16"X16		
F249	U2"X12	U2"X12		

### FG

MALE CONNECTOR  
m ORFS X m BSP

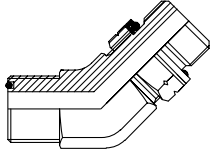


Part No.	Thread			
	E	F		
FG0402	U9/16"X18	G1/8"X28		
FG04	U9/16"X18	G1/4"X19		
FG06	U11/16"X16	G3/8"X19		
FG08	U13/16"X16	G1/2"X14		
FG1008	U1"X14	G1/2"X14		
FG12	U1.3/16"X12	G3/4"X14		
FG1612	U1.7/16"X12	G3/4"X14		
FG16	U1.7/16"X12	G1"X11		
FG20	U1.11/16"X12	G1.1/4"X11		
FG2016	U1.11/16"X12	G1"X11		
FG24	U2"X12	G1.1/2"X11		

# ADAPTORS AND TUBE FITTINGS - ORFS

## FG-40G

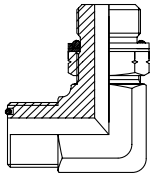
ADJUSTABLE 45° ELBOW  
m ORFS X m BSP



Part No.	Thread			
	E	F		
FG0440G	U9/16"X18	G1/4"X19		
FG040240G	U9/16"X18	G1/8"X28		
FG0640G	U11/16"X16	G3/8"X19		
FG0840G	U13/16"X16	G1/2"X14		
FG080640G	U13/16"X16	G3/8"X19		
FG101240G	U1"X14	G3/4"X14		
FG1240G	U1.3/16"X12	G3/4"X14		
FG1640G	U1.7/16"X12	G1"X11		
FG161240G	U1.7/16"X12	G3/4"X14		
FG2040G	U1.11/16"X12	G1.1/4"X11		

## FG-90G

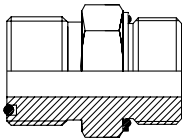
ADJUSTABLE 90° ELBOW  
m ORFS X m BSP



Part No.	Thread			
	E	F		
FG0490G	U9/16"X18	G1/4"X19		
FG040290G	U9/16"X18	G1/8"X28		
FG0690G	U11/16"X16	G3/8"X19		
FG0890G	U13/16"X16	G1/2"X14		
FG080690G	U13/16"X16	G3/8"X19		
FG101290G	U1"X14	G3/4"X14		
FG1290G	U1.3/16"X12	G3/4"X14		
FG1690G	U1.7/16"X12	G1"X11		
FG161290G	U1.7/16"X12	G3/4"X14		
FG2090G	U1.11/16"X12	G1.1/4"X11		

## FH

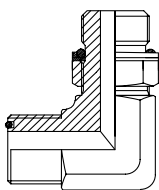
MALE CONNECTOR  
m ORFS X m Metric



Part No.	Thread			
	E	F		
FH0410	U9/16"X18	M10x1		
FH0612	U11/16"X16	M12x1.5		
FH0616	U11/16"X16	M16x1.5		
FH0816	U13/16"X16	M16x1.5		
FH0822	U13/16"X16	M22x1.5		
FH1022	U1"X14	M22x1.5		
FH1222	U1.3/16"X12	M22x1.5		
FH1227	U1.3/16"X12	M27x2		
FH1633	U1.7/16"X12	M33x2		
FH2042	U1.11/16"X12	M42x2		
FH2448	U2"X12	M48x2		

## FH-90G

ADJUSTABLE 90° ELBOW  
m ORFS X m Metric

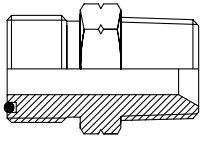


Part No.	Thread			
	E	F		
FH041290G	U9/16"X18	M12x1.5		
FH061490G	U11/16"X16	M14x1.5		
FH061690G	U11/16"X16	M16x1.5		
FH081690G	U13/16"X16	M16x1.5		
FH081890G	U13/16"X16	M18x1.5		
FH082290G	U13/16"X16	M22x1.5		
FH102290G	U1"X14	M22x1.5		
FH122790G	U1.3/16"X12	M27x2		
FH163390G	U1.7/16"X12	M33x2		

# ADAPTORS AND TUBE FITTINGS - ORFS

## FN

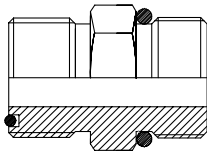
MALE CONNECTOR  
m ORFS X f NPT



Part No.	Thread			
	E	F		
FN04	U9/16"X18	Z1/4"X18		
FN06	U11/16"X16	Z3/8"X18		
FN08	U13/16"X16	Z1/2"X14		
FN12	U1.3/16"X12	Z3/4"X14		
FN16	U1.7/16"X12	Z1"X11.5		
FN20	U1.11/16"X12	Z1.1/4"X11.5		
FN24	U2"X12	Z1.1/2"X11.5		

## FO

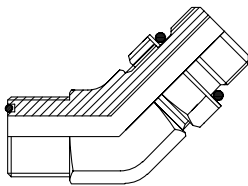
MALE CONNECTOR  
m ORFS X f SAE



Part No.	Thread			
	E	F		
FO04	U9/16"X18	U7/16"X20		
FO0408	U9/16"X18	U3/4"X16		
FO0604	U11/16"X16	U7/16"X20		
FO06	U11/16"X16	U9/16"X18		
FO0610	U11/16"X16	U7/8"X14		
FO0806	U13/16"X16	U9/16"X18		
FO08	U13/16"X16	U3/4"X16		
FO0812	U13/16"X16	U1.1/16"X12		
FO10	U1"X14	U7/8"X14		
FO1210	U1.3/16"X12	U7/8"X14		
FO16	U1.7/16"X12	U1.5/16"X12		
FO20	U1.11/16"X12	U1.5/8"X12		

## FO-40G

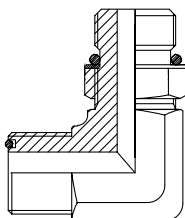
ADJUSTABLE 45° ELBOW  
m ORFS X m SAE



Part No.	Thread			
	E	F		
FO0440G	U9/16"X18	U7/16"X20		
FO0640G	U11/16"X16	U9/16"X18		
FO0840G	U13/16"X16	U3/4"X16		
FO1040G	U1"X14	U7/8"X14		
FO1240G	U3/16"X12	U1.1/16"X12		
FO1640G	U1.7/16"X12	U1.5/16"X12		
FO2040G	U1.11/16"X12	U1.5/8"X12		

## FO-90G

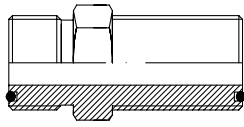
ADJUSTABLE 90° ELBOW  
m ORFS X m SAE



Part No.	Thread			
	E	F		
FO0490G	U9/16"X18	U7/16"X20		
FO0690G	U11/16"X16	U9/16"X18		
FO0890G	U13/16"X16	U3/4"X16		
FO1090G	U1"X14	U7/8"X14		
FO1290G	U3/16"X12	U1.1/16"X12		
FO1690G	U1.7/16"X12	U1.5/16"X12		
FO2090G	U1.11/16"X12	U1.5/8"X12		

F6-LN

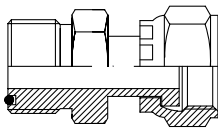
BULKHEAD UNION ORFS



Part No.	Thread			
	E	E		
F604LN	U9/16"X18	U9/16"X18		
F606LN	U11/16"X16	U11/16"X16		
F608LN	U13/16"X16	U13/16"X16		
F610LN	U1"X14	U1"X14		
F612LN	U1.3/16"X12	U1.3/16"X12		
F616LN	U1.7/16"X12	U1.7/16"X12		
F620LN	U1.11/16"X12	U1.11/16"X12		
F624LN	U2"X12	U2"X12		

F2

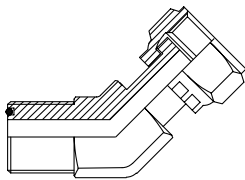
SWIVEL CONNECTOR  
m ORFS X f ORFS



Part No.	Thread			
	E	F		
F204	U9/16"X18	U9/16"X18		
F20408	U9/16"X18	U13/16"X20		
F20604	U11/16"X16	U9/16"X18		
F206	U11/16"X16	U11/16"X16		
F20610	U11/16"X16	U1"X14		
F20806	U13/16"X16	U11/16"X16		
F20812	U13/16"X16	U1.3/16"X12		
F21008	U1"X14	U13/16"X16		
F210	U1"X14	U1"X14		
F21016	U1"X14	U1.7/16"X12		
F21208	U1.3/16"X12	U13/16"X16		
F212	U1.3/16"X12	U1.3/16"X12		
F21216	U1.3/16"X12	U1.7/16"X12		
F216	U1.7/16"X12	U1.7/16"X12		
F22016	U1.11/16"X12	U1.7/16"X12		
F220	U1.11/16"X12	U1.11/16"X12		
F224	U2"X12	U2"X12		

F2-4

45° SWIVEL CONNECTOR  
m ORFS X f ORFS

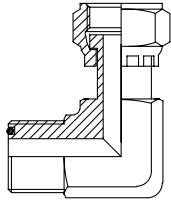


Part No.	Thread			
	E	F		
F2044	U9/16"X18	U9/16"X18		
F2064	U11/16"X16	U11/16"X16		
F2084	U13/16"X16	U13/16"X16		
F2104	U1"X14	U1"X14		
F2124	U1.3/16"X12	U1.3/16"X12		
F2164	U1.7/16"X12	U1.7/16"X12		
F2204	U1.11/16"X12	U1.11/16"X12		
F2244	U2"X12	U2"X12		

# ADAPTORS AND TUBE FITTINGS - ORFS

## F2-9

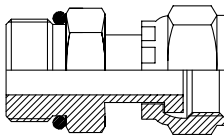
90° SWIVEL CONNECTOR  
m ORFS X f ORFS



Part No.	Thread			
	E	F		
F2049	U9/16"X18	U9/16"X18		
F2069	U11/16"X16	U11/16"X16		
F2089	U13/16"X16	U13/16"X16		
F2109	U1"X14	U1"X14		
F2129	U1.3/16"X12	U1.3/16"X12		
F2169	U1.7/16"X12	U1.7/16"X12		
F2209	U1.11/16"X12	U1.11/16"X12		
F2249	U2"X12	U2"X12		

## OF-2

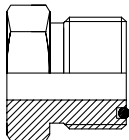
SWIVEL CONNECTOR  
m SAE X f ORFS



Part No.	Thread			
	E	F		
OF042	U7/16"X20	U9/16"X18		
OF04062	U7/16"X20	U11/16"X16		
OF0608F2	U9/16"X18	U9/16"X18		
OF08062	U3/4"X16	U13/16"X16		
OF10082	U7/8"X14	U9/16"X18		
OF102	U7/8"X14	U1"X14		
OF12102	U1.1/16"X12	U1"X14		
OF122	U1.1/16"X12	U1.3/16"X12		
OF16122	U1.5/16"X12	U1.3/16"X12		
OF162	U1.5/16"X12	U1.7/16"X12		
OF20162	U1.5/8"X12	U1.7/16"X12		
OF202	U1.5/8"X12	U1.11/16"X12		

## F4

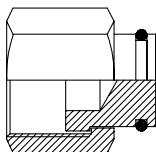
PLUG ORFS



Part No.	Thread			
	E			
F404	U9/16"X18			
F406	U11/16"X16			
F408	U13/16"X16			
F410	U1"X14			
F412	U1.3/16"X12			
F416	U1.7/16"X12			
F420	U1.11/16"X12			
F424	U2"X12			

## F9

SWIVEL CAP ORFS

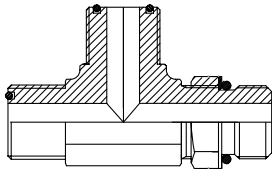


Part No.	Thread			
	E			
F904	U9/16"X18			
F906	U11/16"X16			
F908	U13/16"X16			
F910	U1"X14			
F912	U1.3/16"X12			
F916	U1.7/16"X12			
F920	U1.11/16"X12			
F424	U2"X12			

# ADAPTORS AND TUBE FITTINGS - ORFS

## FFHA-OG

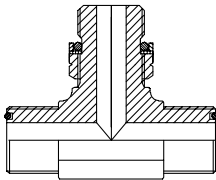
ADJUSTABLE RUN TEE  
m ORFS X m ORFS X m Metric



Part No.	Thread			
	E	F		
FFHA0404140G	U9/16"X18	M14X1.5		
FFHA0606160G	U11/16"X16	M16X1.5		
FFHA0808220G	U13/16"X16	M22X1.5		
FFHA1010220G	U1"X14	M22X1.5		
FFHA1212270G	U1.3/16"X12	M27X2		
FFHA1616330G	U1.7/16"X12	M33X2		

## FGFA-OG

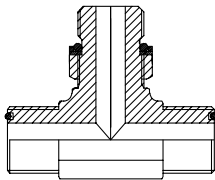
ADJUSTABLE BRANCH TEE  
m ORFS X m BSP X m ORFS



Part No.	Thread			
	E	F		
FGFA040G	U9/16"X18	G1/4"X19		
FGFA0406040G	U9/16"X18	G3/8"X19		
FGFA060G	U11/16"X16	G3/8"X19		
FGFA0806080G	U13/16"X16	G3/8"X19		
FGFA080G	U13/16"X16	G1/2"X14		
FGFA1012100G	U1"X4	G3/4"X14		
FGFA120G	U1.3/16"X12	G3/4"X14		
FGFA160G	U1.7/16"X12	G1"X11		

## FHFA-OG

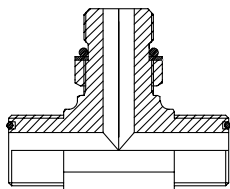
ADJUSTABLE BRANCH TEE  
m ORFS X m Metric X m ORFS



Part No.	Thread			
	E	F	F	
FHFA0414040G	U9/16"X18	M14x1.5	11.3x2.4	
FHFA0616060G	U11/16"X16	M16x1.5	13.3x2.4	
FHFA0822080G	U13/16"X16	M22x1.5	19.3x2.4	
FHFA1022100G	U1"X14	M22x1.5	19.3x2.4	
FHFA1227120G	U1.3/16"X12	M27x2	23.5x3	

## FOFA-OG

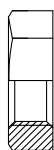
ADJUSTABLE BRANCH TEE  
m ORFS X m SAE X m ORFS



Part No.	Thread			
	E	F		
AFOF040G	U9/16"X18	U7/16"X20		
AFOF060G	U11/16"X16	U9/16"X18		
AFOF080G	U13/16"X16	U3/4"X16		
AFOF100G	U1"X14	G7/8"X14		
AFOF120G	U1.3/16"X12	U1.1/16"X12		
AFOF160G	U1.7/16"X12	U1.5/16"X12		
AFOF200G	U1.11/16"X12	U1.5/8"X12		

## F8

LOCK NUT  
ORFS



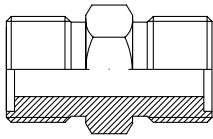
Part No.	Thread			
	E			
F804	U9/16"X18			
F806	U11/16"X16			
F808	U13/16"X16			
F810	U1"X14			
F812	U1.3/16"X12			
F816	U1.7/16"X12			
F820	U1.11/16"X12			
F824	U2"X12			



## ADAPTORS AND TUBE FITTINGS - Metric

### E

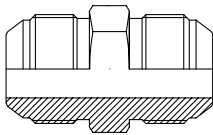
MALE CONNECTOR  
m Metric X m Metric



Part No.	Thread			
	E	F		
E12	M12x1.5	M12x1.5		
E14	M14x1.5	M14x1.5		
E16	M16x1.5	M16x1.5		
E18	M18x1.5	M18x1.5		
E22	M22x1.5	M22x1.5		
E27	M27x1.5	M27x1.5		
E30	M30x1.5	M30x1.5		
E36	M36x2	M36x2		
E39	M39x2	M39x2		
E45	M45x2	M45x2		
E52	M52x2	M52x2		
E60	M60x2	M60x2		
E64	M64x2	M64x2		

### Q

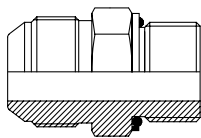
MALE CONNECTOR  
m Metric X m Metric



Part No.	Thread			
	E	EF		
Q10	M10x1	M10x1		
Q12	M12x1.5	M12x1.5		
Q14	M14x1.5	M14x1.5		
Q16	M16x1.5	M16x1.5		
Q18	M18x1.5	M18x1.5		
Q22	M22x1.5	M22x1.5		
Q24	M24x1.5	M24x1.5		
Q27	M36x1.5	M36x1.5		
Q30	M20x2	M20x2		
Q33	M33x2	M33x2		
Q36	M36x2	M36x2		
Q39	M39x2	M39x2		
Q45	M45x2	M45x2		

### QH

MALE CONNECTOR  
m Metric X m Metric

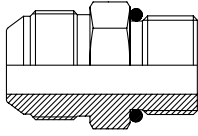


Part No.	Thread			
	E	F		
QH1412	M14x1.5	M12x1.5		
QH1614	M16x1.5	M14x1.5		
QH1816	M18x1.5	M16x1.5		
QH2218	M22x1.5	M18x1.5		
QH2722	M27x1.5	M22x1.5		
QH3027	M30x1.5	M27x1.5		
QH3327	M33x2	M27x1.5		
QH3633	M36x2	M33x2		
QH3933	M39x2	M33x2		
QH4542	M45x2	M42x2		

## ADAPTORS AND TUBE FITTINGS - Metric

### QO

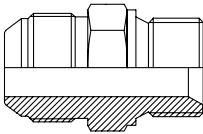
MALE CONNECTOR  
m Metric X m SAE



Part No.	Thread			
	E	F		
QO1606	M16x1.5	U9/16"X18		
QO1808	M18x1.5	U3/4"X16		
QO2210	M22x1.5	U7/8"X14		
QO2712	M27x1.5	U1.1/16"X12		
QO3012	M30x1.5	U1.1/16"X12		
QO3316	M33x2	U1.5/16"X12		
QO4220	M42x2	U1.5/8"X12		

### QM

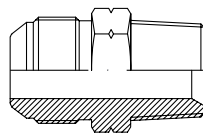
MALE CONNECTOR  
m Metric X m Metric



Part No.	Thread			
	E	F		
QM12	M12x1.5	M12x1.5		
QM14	M14x1.5	M14x1.5		
QM1412	M14x1.5	M12x1.5		
QM1416	M14x1.5	M16x1.5		
QM16	M16x1.5	M16x1.5		
QM1614	M16x1.5	M14x1.5		
QM18	M18x1.5	M18x1.5		
QM1816	M18x1.5	M16x1.5		
QM22	M22x1.5	M22x1.5		
QM2218	M22x1.5	M18x1.5		
QM27	M27x1.5	M27x1.5		
QM2722	M27x1.5	M22x1.5		
QM3027	M30x2	M27x1.5		
QM3327	M33x2	M27x1.5		
QM3633	M36x2	M33x2		
QM3933	M39x2	M33x2		
QM42	M42x2	M42x2		
QM4542	M45x2	M42x2		

### QN

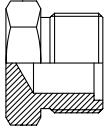
MALE CONNECTOR  
m Metric X m NPT



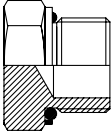
Part No.	Thread			
	E	F		
QN1202	M12x1.5	Z1/8"X27		
QN1402	M14x1.5	Z1/8"X27		
QN1604	M16x1.5	Z1/4"X18		
QN1804	M18x1.5	Z1/4"X18		
QN2206	M22x1.5	Z3/8"X18		
QN2706	M27x1.5	Z3/8"X18		
QN2716	M27x1.5	Z1"X11.5		
QN3012	M30x2	Z3/4"X14		
QN3312	M33x2	Z3/4"X14		
QN3616	M36x2	Z1"X11.5		
QN4520	M45x2	Z1.1/4"X11.5		
QN4524	M45x2	Z1.1/2"X11.5		
QN5220	M52x2	Z1.1/4"X11.5		

# ADAPTORS AND TUBE FITTINGS - Metric

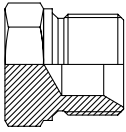
## E4

PLUG Metric	Part No.	Thread			
		E			
	E412	M12x1.5			
	E414	M14x1.5			
	E416	M16x1.5			
	E418	M18x1.5			
	E422	M22x1.5			
	E427	M27x1.5			
	E430	M30x1.5			
	E436	M36x2			
	E439	M39x2			
	E445	M45x2			
	E452	M52x2			
	E460	M60x2			
	E464	M64x2			

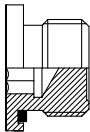
## H4

PLUG Metric	Part No.	Thread			
		E			
	H410	M10x1.5			
	H412	M12x1.5			
	H414	M14x1.5			
	H416	M16x1.5			
	H418	M18x1.5			
	H422	M22x1.5			
	H427	M27x2			
	H433	M33x2			
	H442	M42x2			

## M4

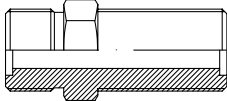
PLUG Metric	Part No.	Thread			
		E			
	M412	M12x1.5			
	M414	M14x1.5			
	M416	M16x1.5			
	M418	M18x1.5			
	M422	M22x1.5			
	M426	M26x1.5			
	M427	M27x1.5			
	M430	M30x2			

## MN4S

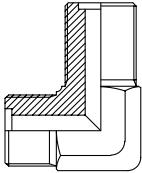
HOLLOW HEX PLUG Metric	Part No.	Thread			
		E			
	MN4S12	M12x1.5			
	MN4S14	M14x1.5			
	MN4S16	M16x1.5			
	MN4S18	M18x1.5			
	MN4S22	M22x1.5			
	MN4S26	M26x1.5			
	MN4S27	M27x1.5			
	MN4S33	M33x2			
	MN4S42	M42x2			
	MN4S48	M48x2			

# ADAPTORS AND TUBE FITTINGS - Metric

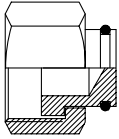
## H6

BULKHEAD	Part No.	Thread			
		E	E		
	H612	M12x1.5	M12x1.5		
	H614	M14x1.5	M14x1.5		
	H616	M16x1.5	M16x1.5		
	H618	M18x1.5	M18x1.5		
	H622	M22x1.5	M22x1.5		
	H627	M27x1.5	M27x1.5		
	H630	M30x1.5	M30x1.5		
	H636	M36x2	M36x2		
	H639	M39x2	M39x2		
	H642	M42x2	M42x2		
	H645	M45x2	M45x2		
	H652	M52x2	M52x2		

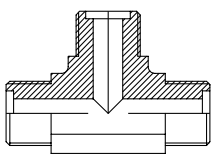
## H6-9

BULKHEAD Elbow	Part No.	Thread			
		E	E		
	H6129	M12x1.5	M12x1.5		
	H6149	M14x1.5	M14x1.5		
	H6169	M16x1.5	M16x1.5		
	H6189	M18x1.5	M18x1.5		
	H6229	M22x1.5	M22x1.5		
	H6279	M27x1.5	M27x1.5		
	H6309	M30x1.5	M30x1.5		
	H6369	M36x2	M36x2		
	H6399	M39x2	M39x2		
	H6429	M42x2	M42x2		
	H6459	M45x2	M45x2		
	H6529	M52x2	M52x2		


## E9

SWIVEL CAP Metric	Part No.	Thread			
		E			
	E912	M12x1.5			
	E914	M14x1.5			
	E916	M16x1.5			
	E918	M18x1.5			
	E922	M22x1.5			
	E927	M27x1.5			
	E930	M30x1.5			
	E936	M36x2			
	E939	M39x2			
	E942	M42x2			
	E945	M45x2			
	E952	M52x2			

HA

MALE METRIC TEE	Part No.	Thread			
		E			
	HA12	M12x1.5			
	HA14	M14x1.5			
	HA16	M16x1.5			
	HA18	M18x1.5			
	HA22	M22x1.5			
	HA27	M27x1.5			
	HA30	M30x1.5			
	HA36	M36x2			
	HA39	M39x2			
	HA42	M42x2			
	HA45	M45x2			
	HA52	M52x2			

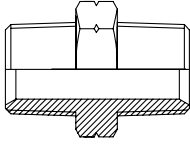
EX

MALE CROSS Metric	Part No.	Thread			
		E			
	EX14	M14x1.5			
	EX16	M16x1.5			
	EX18	M18x1.5			
	EX22	M22x1.5			
	EX27	M27x1.5			
	EX30	M30x1.5			
	EX39	M39x2			
	EX45	M45x2			
	EX52	M52x2			

# ADAPTORS AND TUBE FITTINGS - NPT

## N

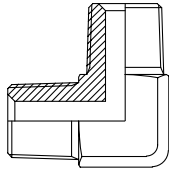
MALE CONNECTOR  
m NPT X m NPT



Part No.	Thread			
	E	F		
N02	Z1/8"X27	Z1/8"X27		
N0204	Z1/8"X27	Z1/4"X18		
N04	Z1/4"X18	Z1/4"X18		
N0406	Z1/4"X18	Z3/8"X18		
N0408	Z1/4"X18	Z1/2"X14		
N06	Z3/8"X18	Z3/8"X18		
N0608	Z3/8"X18	Z1/2"X14		
N0612	Z3/8"X18	Z3/4"X14		
N08	Z1/2"X14	Z1/2"X14		
N0812	Z1/2"X14	Z3/4"X14		
N0816	Z1/2"X14	Z1"X11.5		
N12	Z3/4"X14	Z3/4"X14		
N1216	Z3/4"X14	Z1"X11.5		
N16	Z1"X11.5	Z1"X11.5		
N20	Z1.1/4"X11.5	Z1.1/4"X11.5		
N2016	Z1.1/4"X11.5	Z1"X11.5		
N24	Z1.1/2"X11.5	Z1.1/2"X11.5		
N32	Z2"X11.5	Z2"X11.5		

## N-9

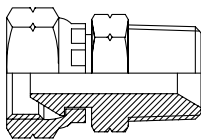
90° ELBOW CONNECTOR  
m NPT X m NPT



Part No.	Thread			
	E	F		
N029	Z1/8"X27	Z1/8"X27		
N049	Z1/8"X27	Z1/4"X18		
N069	Z3/8"X18	Z3/8"X18		
N089	Z1/2"X14	Z1/2"X14		
N129	Z3/4"X14	Z3/4"X14		
N169	Z1"X11.5	Z1"X11.5		
N329	Z2"X11.5	Z2"X11.5		

## NU2

SWIVEL CONNECTOR  
m NPT X f NPSM

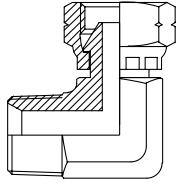


Part No.	Thread			
	E	F		
NU202	Z1/8"X27	Z1/8"X27		
NU20204	Z1/8"X27	Z1/4"X18		
NU20402	Z1/4"X18	Z1/8"X27		
NU20408	Z1/4"X18	Z1/2"X14		
NU206	Z3/8"X18	Z3/8"X18		
NU20608	Z3/8"X18	Z1/2"X14		
NU208	Z1/2"X14	Z1/2"X14		
NU212	Z3/4"X14	Z3/4"X14		
NU21216	Z3/4"X14	Z1"X11.5		
NU216	Z1"X11.5	Z1"X11.5		
NU220	Z1.1/4"X11.5	Z1.1/4"X11.5		
NU22420	Z1.1/2"X11.5	Z1.1/4"X11.5		
NU224	Z1.1/2"X11.5	Z1.1/2"X11.5		
NU232	Z2"X11.5	Z2"X11.5		

# ADAPTORS AND TUBE FITTINGS - NPT

## NU9

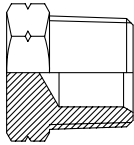
90° SWIVEL CONNECTOR  
m NPT X f NPSM



Part No.	Thread			
	E	F		
NU902	Z1/8"X27	Z1/8"X27		
NU90204	Z1/8"X27	Z1/4"X18		
NU90402	Z1/4"X18	Z1/8"X27		
NU90408	Z1/4"X18	Z1/2"X14		
NU906	Z3/8"X18	Z3/8"X18		
NU90608	Z3/8"X18	Z1/2"X14		
NU908	Z1/2"X14	Z1/2"X14		
NU912	Z3/4"X14	Z3/4"X14		
NU91216	Z3/4"X14	Z1"X11.5		
NU916	Z1"X11.5	Z1"X11.5		
NU920	Z1.1/4"X11.5	Z1.1/4"X11.5		
NU932	Z2"X11.5	Z2"X11.5		

## N4

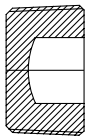
PLUG NPT



Part No.	Thread			
	E			
N402	Z1/8"X27			
N404	Z1/4"X18			
N406	Z3/8"X18			
N408	Z1/2"X14			
N412	Z3/4"X14			
N416	Z1"X11.5			
N420	Z1.1/4"X11.5			
N424	Z1.1/2"X11.5			
N432	Z2"X11.5			

## TN4

HOLLOW HEX PLUG NPT



Part No.	Thread			
	E			
TN402	ZG1/8"X28			
TN404	ZG1/4"X19			
TN406	ZG3/8"X19			
TN408	ZG1/2"X14			
TN412	ZG3/4"X14			
TN416	ZG1"X11			
TN420	ZG1.1/4"X11			

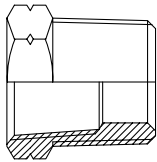
## N9C

CAP NPT

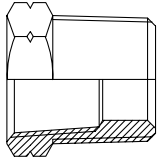
Part No.	Thread			
	E			
N9C02	Z1/8"X27			
N9C04	Z1/4"X18			
N9C06	Z3/8"X18			
N9C08	Z1/2"X14			
N9C12	Z3/4"X14			
N9C16	Z1"X11.5			
N9C20	Z1.1/4"X11.5			
N9C24	Z1.1/2"X11.5			
N9C32	Z2"X11.5			

# ADAPTORS AND TUBE FITTINGS - NPT

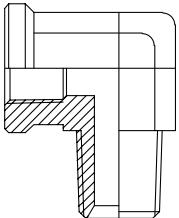
## N5

MALE FEMALE CONNECTOR m NPT X f NPT	Part No.	Thread			
		E	F		
	N50204	Z1/8"X27	Z1/4"X18		
	N504	Z1/4"X18	Z1/4"X18		
	N50406	Z1/4"X18	Z3/8"X18		
	N506	Z3/8"X18	Z3/8"X18		
	N50608	Z3/8"X18	Z1/2"X14		
	N508	Z1/2"X14	Z1/2"X14		
	N512	Z3/4"X14	Z3/4"X14		
	N516	Z1"X11.5	Z1"X11.5		
	N520	Z1.1/4"X11.5	Z1.1/4"X11.5		
	N524	Z1.1/2"X11.5	Z1.1/2"X11.5		
	N532	Z2"X11.5	Z2"X11.5		

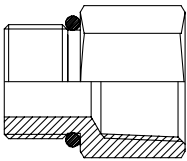
## N5R

MALE FEMALE REDUCER	Part No.	Thread			
		E	F		
	N50402R	Z1/4"X18	Z1/8"X27		
	N50604R	Z3/8"X18	Z1/4"X18		
	N50804R	Z1/2"X14	Z1/4"X18		
	N50806R	Z1/2"X14	Z3/8"X18		
	N51208R	Z3/4"X14	Z1/2"X14		
	N51612R	Z1"X11.5	Z3/4"X14		
	N52016R	Z1.1/4"X11.5	Z1"X11.5		
	N52420R	Z1.1/2"X11.5	Z1.1/4"X11.5		
	N53224R	Z2"X11.5	Z1.1/2"X11.5		

## N5-9

90° MALE FEMALE CONNECTOR m NPT X f NPT	Part No.	Thread			
		E	F		
	N5029	Z1/8"X27	Z1/8"X27		
	N504029	Z1/4"X18	Z1/8"X27		
	N5049	Z1/4"X18	Z1/4"X18		
	N5069	Z3/8"X18	Z3/8"X18		
	N5089	Z1/2"X14	Z1/2"X14		
	N5129	Z3/4"X14	Z3/4"X14		
	N5169	Z1"X11.5	Z1"X11.5		
	N5209	Z1.1/4"X11.5	Z1.1/4"X11.5		
	N5249	Z1.1/2"X11.5	Z1.1/2"X11.5		
	N5329	Z2"X11.5	Z2"X11.5		

## ON5

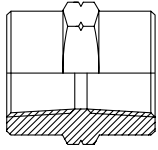
MALE FEMALE CONNECTOR m SAE X f NPT	Part No.	Thread			
		E	F		
	ON504	U7/16"X20	Z1/4"X18		
	ON508	U3/4"X16	Z1/2"X14		
	ON512	U1.1/16"X12	Z3/4"X14		
	ON516	U1.5/16"X12	Z1"X11.5		
	ON520	U1.5/8"X12	Z1.1/4"X11.5		
	ON524	U1.7/8"X12	Z1.1/2"X11.5		
	ON532	U1.1/2"X12	Z2"X11.5		



# ADAPTORS AND TUBE FITTINGS - NPT

## N7

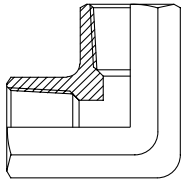
FEMALE CONNECTOR NPT



Part No.	Thread			
	E	F		
N702	Z1/8"X27	Z1/8"X27		
N704	Z1/4"X18	Z1/4"X18		
N706	Z3/8"X18	Z3/8"X18		
N708	Z1/2"X14	Z1/2"X14		
N712	Z3/4"X14	Z3/4"X14		
N716	Z1"X11.5	Z1"X11.5		
N720	Z1.1/4"X11.5	Z1.1/4"X11.5		
N724	Z1.1/2"X11.5	Z1.1/2"X11.5		
N732	Z2"X11.5	Z2"X11.5		

## N7-9

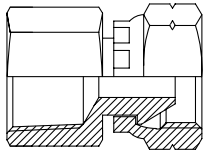
90 ELBOW FEMALE NPT



Part No.	Thread			
	E	F		
N7029	Z1/8"X27	Z1/8"X27		
N7049	Z1/4"X18	Z1/4"X18		
N7069	Z3/8"X18	Z3/8"X18		
N7089	Z1/2"X14	Z1/2"X14		
N7129	Z3/4"X14	Z3/4"X14		
N7169	Z1"X11.5	Z1"X11.5		
N7209	Z1.1/4"X11.5	Z1.1/4"X11.5		

## NU7

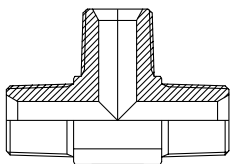
FEMALE CONNECTOR  
f NPT X f Swivel NPSM



Part No.	Thread			
	E	F		
NU702	Z1/8"X27	Z1/8"X27		
NU704	Z1/4"X18	Z1/4"X18		
NU706	Z3/8"X18	Z3/8"X18		
NU708	Z1/2"X14	Z1/2"X14		
NU712	Z3/4"X14	Z3/4"X14		
NU716	Z1"X11.5	Z1"X11.5		
NU732	Z2"X11.5	Z2"X11.5		

## AN

MALE TEE NPT

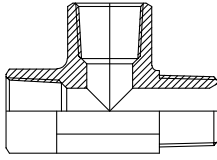


Part No.	Thread			
	E, F, G			
AN02	Z1/8"X27			
AN04	Z1/4"X18			
AN06	Z3/8"X18			
AN08	Z1/2"X14			
AN12	Z3/4"X14			
AN16	Z1"X11.5			
AN20	Z1.1/4"X11.5			
AN24	Z1.1/2"X11.5			

# ADAPTORS AND TUBE FITTINGS - NPT

## NH

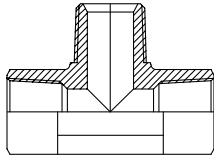
RUN TEE MALE CONNECTOR  
f NPT X f NPT X m NPT



Part No.	Thread			
	E, F, G			
NH02	Z1/8"X27			
NH04	Z1/4"X18			
NH06	Z3/8"X18			
NH08	Z1/2"X14			
NH12	Z3/4"X14			
NH16	Z1"X11.5			

## NJ

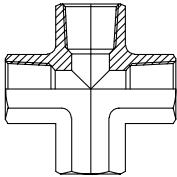
BRANCH TEE MALE CONNECTOR  
f NPT X f NPT X m NPT



Part No.	Thread			
	E, F, G			
NJ02	Z1/8"X27			
NJ04	Z1/4"X18			
NJ06	Z3/8"X18			
NJ08	Z1/2"X14			
NJ12	Z3/4"X14			
NJ16	Z1"X11.5			

## NZ

FEMALE CROSS  
NPT

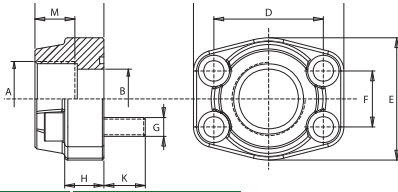


Part No.	Thread			
	E, F, G, H			
NZ04	Z1/4"X18			
NZ06	Z3/8"X18			
NZ08	Z1/2"X14			
NZ12	Z3/4"X14			
NZ16	Z1"X11.5			
NZ20	Z1.1/4"X11.5			

# ADAPTORS AND TUBE FITTINGS - SAE Flanges

## 3000 PSI

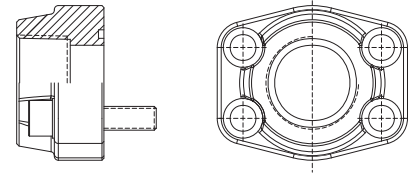
BSP threaded  
SAE flanges



Part No.	Size (inch)	Pressure (bar)
FB3038	3/8"	345
FB3050	1/2"	345
FB3075	3/4"	345
FB3100	1"	345
FB3125	1 1/4"	275
FB3150	1 1/2"	200
FB3200	2"	200
FB3250	2 1/2"	170
FB3300	3"	135
FB3350	3 1/2"	35
FB3400	4"	35
FB3500	5"	35

## 6000 PSI

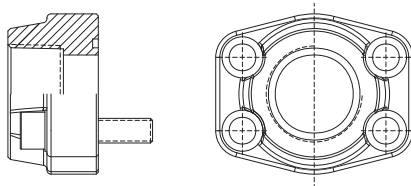
BSP threaded  
SAE flanges



Part No.	Size (inch)	Pressure (bar)
FB6038	3/8"	420
FB6050	1/2"	420
FB6075	3/4"	420
FB6100	1"	420
FB6125	1 1/4"	420
FB6150	1 1/2"	420
FB6200	2"	420
FB6250	2 1/2"	420
FB6300	3"	420

## 3000 PSI

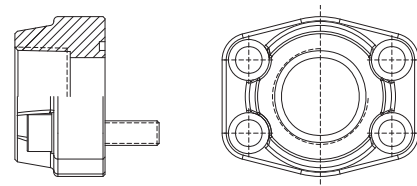
NPT threaded  
SAE flanges



Part No.	Size (inch)	Pressure (bar)
FN3038	3/8"	345
FN3050	1/2"	345
FN3075	3/4"	345
FN3100	1"	345
FN3125	1 1/4"	275
FN3150	1 1/2"	200
FN3200	2"	200
FN3250	2 1/2"	170
FN3300	3"	135
FN3350	3 1/2"	35
FN3400	4"	35
FN3500	5"	35

## 6000 PSI

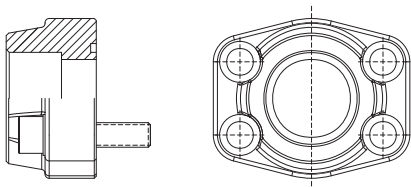
NPT threaded  
SAE flanges



Part No.	Size (inch)	Pressure (bar)
FN6038	3/8"	420
FN6050	1/2"	420
FN6075	3/4"	420
FN6100	1"	420
FN6125	1 1/4"	420
FN6150	1 1/2"	420
FN6200	2"	420
FN6250	2 1/2"	420
FN6300	3"	420

## 3000 PSI

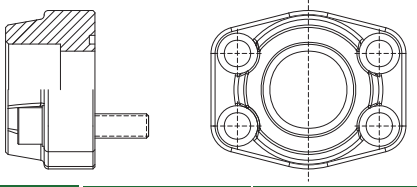
Weld in SAE  
flanges



Part No.	Size (inch)	Pressure (bar)
FI3038	3/8"	345
FI3050	1/2"	345
FI3075	3/4"	345
FI3100	1"	345
FI3125	1 1/4"	275
FI3150	1 1/2"	200
FI3200	2"	200
FI3250	2 1/2"	170
FI3300	3"	135
FI3350	3 1/2"	35
FI3400	4"	35
FI3500	5"	35

## 6000 PSI

Weld in SAE  
flanges

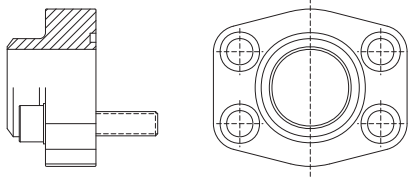


Part No.	Size (inch)	Pressure (bar)
FI6038	3/8"	420
FI6050	1/2"	420
FI6075	3/4"	420
FI6100	1"	420
FI6125	1 1/4"	420
FI6150	1 1/2"	420
FI6200	2"	420
FI6250	2 1/2"	420
FI6300	3"	420

## ADAPTORS AND TUBE FITTINGS - SAE Flanges

### 3000 PSI

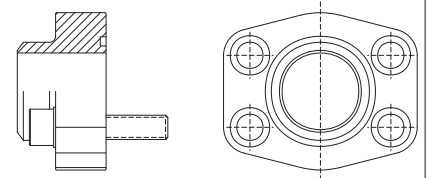
Weld on SAE flanges



Part No.	Size (inch)	Pressure (bar)
F03050	1/2"	345
F03075	3/4"	345
F03100	1"	345
F03175	1 1/4"	275
F03150	1 1/2"	200
F03200	2"	200
F03250	2 1/2"	170
F03300	3"	135
F03350	3 1/2"	35
F03400	4"	35
F03500	5"	35

### 6000 PSI

Weld on SAE flanges



Part No.	Size (inch)	Pressure (bar)
F06038	3/8"	420
F06050	1/2"	420
F06075	3/4"	420
F06100	1"	420
F06125	1 1/4"	420
F06150	1 1/2"	420
F06200	2"	420
F06250	2 1/2"	420
F06300	3"	420